

LIST OF PARTS



MACHINE No. 134w2


THE SINGER MANUFACTURING COMPANY

Copyright, U. S. A.,
1919, 1922, 1934, 1935 and 1936,
by The Singer Manufacturing Co.
All Rights Reserved for all Countries

INDEX

	PAGE
ACCESSORIES	18
BOBBIN WINDER	18
IDLERS	19, 21
MACHINE NO. 134w2	7
MISCELLANEOUS PARTS	28
NUMERICAL LIST OF PARTS	29
POWER TABLE FITTINGS	21
STANDS	25
STARTING AND FOOT LIFTER TREADLE	21
THREAD UNWINDER	19
UNDER DRIVER	22

LIST OF PARTS COMPLETE FOR



MACHINE No. 134w2

FEED OFF THE ARM MACHINE

TWO NEEDLES. CYLINDER BED

For Lap Seam Felling Shirt Sleeves, etc.

In gauges from $\frac{3}{32}$ to $\frac{1}{4}$ inch

No.	Plate	Name
*249301	—	Arm with 200368H, 202135 and 234047
202247	15802	Arm Cap
200278H	15801	" " Screw
202248	15801	" " " Washer
200502B	15801	" Oil Thumb Screw
8582	15801	" Position Pin (2)
200004E	15801	" Screw (3)
202005	15801	" " Washer (3)
249463	15819	" Shaft with 200357E and 350332E
249440	—	Arm Shaft Ball Bearing
*249441	—	" " " " (back) Collar with two 200378c

Parts for Machine No. 134w2

No.	Plate	Name
249442	15802	Arm Shaft Ball Bearing (back) Col- lar 249441 with 249440
200378c	15801	Arm Shaft Ball Bearing (back) Col- lar Set Screw
*249443	—	Arm Shaft Ball Bearing (back) Re- taining Washer
*249444	—	Arm Shaft Ball Bearing (back) Sleeve
249308	15802	Arm Shaft Ball Bearing (back) Sleeve Gasket
200335c	15801	Arm Shaft Ball Bearing (back) Sleeve Set Screw
*249445	—	Arm Shaft Ball Bearing (front) Collar with two 200378c
249446	15802	Arm Shaft Ball Bearing (front) Collar 249445 with 249440
200378c	15801	Arm Shaft Ball Bearing (front) Collar Set Screw
*249447	—	Arm Shaft Ball Bearing (front) Sleeve
249311	15819	Arm Shaft Connection Belt
249312	15819	" " " " Guard with two 200383c
249313	15819	Arm Shaft Connection Belt Guard Cover
201260B	15801	Arm Shaft Connection Belt Guard Cover Screw (2)
200383c	15806	Arm Shaft Connection Belt Guard Set Screw
249314	15802	Arm Shaft Connection Belt Pulley with two each 201254c and 202253
201254c	15801	Arm Shaft Connection Belt Pulley Set Screw
202253	15801	Arm Shaft Connection Belt Pulley Spring Flange
350332E	15801	Arm Shaft Oil Reservoir Screw
200357E	15801	" " " Stop Screw
249481	15821	Balance Wheel (disc) (belt groove 2½ in. diam.) with 200328c and 200335c
200062H	15801	Balance Wheel Adjusting Screw
200328c	15801	" " Position Screw
200335c	15801	" " Set Screw
*249464	—	Bed with 200357E
249319	15802	" Cover Plate (end)
249320	15802	" " " " Gasket
200578c	15801	Bed Cover Plate (end) Screw (3)
249465	15819	" " " (top)
249466	15819	" " " " Gasket

Parts for Machine No. 134w2

No.	Plate	Name
200578C	15801	Bed Cover Plate (top) Screw (13)
249323	15802	" Oil Cover
249467	15818	" " Retaining Felt
249468	15818	" " " " Clamp Plate
201020E	15817	" " " " " "
		Screw
201537E	15811	Bed Oil Retaining Felt Clamp Plate
		Screw Nut
249469	15818	Bed Oil Retaining Felt Support
		Plate
249470	—	Bed Oil Retaining Felt Support
		Plate 249469 with 249467, 249468,
		two each 201020E and 201537E
200357E	15801	Bed Oil Stop Screw
249326	15821	" Shaft
249440	—	" " Ball Bearing
*249448	—	" " " " (left) Collar
		with two 200378C
249449	15820	Bed Shaft Ball Bearing (left) Collar
		249448 with 249440
200378C	15801	Bed Shaft Ball Bearing (left) Collar
		Set Screw
*249447	—	Bed Shaft Ball Bearing (left)
		Sleeve
*249441	—	Bed Shaft Ball Bearing (right)
		Collar with two 200378C
249442	15802	Bed Shaft Ball Bearing (right)
		Collar 249441 with 249440
200378C	15801	Bed Shaft Ball Bearing (right)
		Collar Set Screw
*249443	—	Bed Shaft Ball Bearing (right)
		Retaining Washer
*249450	—	Bed Shaft Ball Bearing (right)
		Sleeve
249308	15802	Bed Shaft Ball Bearing (right)
		Sleeve Gasket
200335C	15801	Bed Shaft Ball Bearing (right)
		Sleeve Set Screw
249330	15820	Bed Shaft Connection Belt Pulley
		with 202253 and two 201254C
201254C	15801	Bed Shaft Connection Belt Pulley
		Set Screw
202253	15801	Bed Shaft Connection Belt Pulley
		Spring Flange
203470	15801	Bobbin
*249331	—	" Case (left)
*249332	—	" " (right)
203648	15801	" " Latch

Parts for Machine No. 134w2

No.	Plate	Name
*202056	—	Bobbin Case Latch Pin
203473	15801	" " " Plunger
203474	15801	" " " Spring
249333	15801	" " " Opener
249334	15801	" " " Driving Eccen- tric with two 200386c
249335	15801	Bobbin Case Opener Driving Eccen- tric Fork
200101D	15801	Bobbin Case Opener Driving Eccen- tric Fork Cap Screw
200386c	15801	Bobbin Case Opener Driving Eccen- tric Set Screw
249336	15801	Bobbin Case Opener Link
200989D	15801	" " " " Cap Screw
249337	15804	" " " " Hinge Stud
200364c	15804	Bobbin Case Opener Link Hinge Stud Set Screw
249338	15804	Bobbin Case Opener Link Oil Guard
201143H	15801	" " " " " " Screw
200190D	15804	Bobbin Case Opener Screw
202603	15804	" " " " Washer
203214	15804	" " " Tension Spring
200984c	15804	" " " " Regulat- ing Screw
200594c	15804	Bobbin Case Tension Spring Screw
203216	—	" " Washer (cloth)
249339	—	Bobbin Case (left) complete, Nos. 200594c, 200984c, 202056, 203214, 203216, 203473, 203474, 203648 and 249331
249340	—	Bobbin Case (right) complete, Nos. 200594c, 200984c, 202056, 203214, 203216, 203473, 203474, 203648 and 249332
202274	15821	Face Plate
202135	15804	" " Position Pin
200462B	15804	" " Thumb Screw
249406	15812	Feed Dog, for 249416
249407	15812	" " " 249417
249408	15812	" " " 249419
200106E	15804	" " Screw (2)
200122D	—	" " Support Screw
249341	15804	" Driving Eccentric (adjustable)
249342	15804	" " " Adjusting Disc
249343	15804	" " " " "
		Clamp Plate

Parts for Machine No. 134w2

No.	Plate	Name
249344	15804	Feed Driving Eccentric Adjusting Disc Friction Spring (2)
200085c	15804	Feed Driving Eccentric Adjusting Disc Friction Spring Screw (2)
201188c	15804	Feed Driving Eccentric Adjusting Disc Friction Spring Screw Set Screw (2)
249345	15804	Feed Driving Eccentric Adjusting Disc Friction Spring Screw Set Screw Packing (brass) (2)
249346	15804	Feed Driving Eccentric Driving Stud
249347	15804	Feed Driving Eccentric Driving Stud Slide Block
249348	15804	Feed Driving Eccentric Flange with 249346
249349	15804	Feed Driving Eccentric Flange Pin
249350	15820	" " Fork
200019E	15804	" " " Screw (2)
202622	15804	" " " " Washer (2)
249351	15820	" " " Slide Block (two pieces)
249352	15820	Feed Lifting Eccentric with 200373c and 200380c
200373c	15804	Feed Lifting Eccentric Position Screw
200380c	15804	Feed Lifting Eccentric Set Screw
249353	15821	" " Fork Lever with 200122D
249471	15818	" " " " Bracket with 200351c
202135	15804	Feed Lifting Fork Lever Bracket Position Pin (2)
200084F	15817	Feed Lifting Fork Lever Bracket Screw (2)
249355	15806	Feed Lifting Fork Lever Hinge Block
249356	15806	Feed Lifting Fork Lever Hinge Stud (eccentric)
200351c	15806	Feed Lifting Fork Lever Hinge Stud Set Screw
249357	15820	Feed Lifting Fork Lever Slide Block (two pieces)
350354A	15817	Feed Regulating Screw Stud
201524E	15806	" " " " Nut
249457	15817	" " " " Washer (paper)
213949	15817	Feed Regulating Screw Stud Washer (steel)

Parts for Machine No. 134w2

No.	Plate	Name
249360	15821	Foot Lifter Lifting Lever
200242H	15806	" " " " Hinge Screw
233390	15817	Foot Lifter Lifting Lever Hinge Screw Washer
227561	15806	Foot Lifter Lifting Lever Spring
200835D	15806	" " " " " Screw
*249361	—	Hook (sewing)
249362	15806	" 249361 with 203101, 249384, 249390, two each 201253F and 201334H
249363	—	Hook and Bobbin Case (left) com- plete, Nos. 249339 and 249362
249364	—	Hook and Bobbin Case (right) com- plete, Nos. 249340 and 249362
249365	15806	Hook Ball Bearing (4)
249366	15806	" " " Sleeve (2)
249367	—	" " " " 249366 with two 249365
200446c	15806	Hook Ball Bearing Sleeve Position Screw
200387c	15806	Hook Ball Bearing Sleeve Position Screw Check Screw
249368	15806	Hook Bevel Gear Shaft
350335c	15806	" " " " Screw
249472	15818	" Cover Plate (left), for gauges from $\frac{3}{32}$ to $\frac{1}{4}$ in., in steps of $\frac{1}{32}$ in. (state gauge required)
249473	15818	Hook Cover Plate (right), for gauges from $\frac{3}{32}$ to $\frac{1}{4}$ in., in steps of $\frac{1}{32}$ in. (state gauge required)
200571c	15806	Hook Cover Plate Hinge Screw (2)
200389c	15806	" " " " " Set Screw (2)
249371	15820	Hook Driving Gear Shaft
249380	15820	" " " " Bushing
200032E	15806	" " " " " Pinch Screw
249373	15820	Hook Driving Shaft (front) (2)
249474	15818	" " " " Bearing (2)
201094c	15806	Hook Driving Shaft (front) Bearing Screw (4)
249375	15820	Hook Driving Shaft (front) Bushing (bronze) (2)
249376	15820	Hook Driving Shaft (intermediate) with two 350301c (2)

Parts for Machine No. 134w2

No.	Plate	Name
249377	15820	Hook Driving Shaft (intermediate) Connection with two 200394c (4)
200394c	15806	Hook Driving Shaft (intermediate) Connection Set Screw
350301c	15806	Hook Driving Shaft (intermediate) Screw Stud
249436	15820	Hook Driving Shaft Driving Bevel Gear (left) with 200383c and 200398c
249437	—	Hook Driving Shaft Driving Bevel Gear 249436 with 249348 and three 249349
200398c	—	Hook Driving Shaft Driving Bevel Gear (left) Position Screw
200383c	15806	Hook Driving Shaft Driving Bevel Gear (left) Set Screw
249438	15820	Hook Driving Shaft Driving Bevel Gear (right) with 200363c and 200439c
200439c	15806	Hook Driving Shaft Driving Bevel Gear (right) Position Screw
200363c	15801	Hook Driving Shaft Driving Bevel Gear (right) Set Screw
249439	15820	Hook Driving Shaft Driving Bevel Pinion with two 200112c (2)
200112c	15806	Hook Driving Shaft Driving Bevel Pinion Set Screw
249384	15806	Hook Gib
201253F	15806	" " Screw
203101	—	" Oil Wick
249475	15818	" Saddle (left) with 200364c and two 200032E
249476	15818	Hook Saddle (right) with 200364c and two 200032E
200229D	15817	Hook Saddle Hinge Screw (2)
249477	15818	" " Oil Strainer
201143H	15801	" " " " Screw
200032E	15806	" " Screw
203357	15808	" " " Washer (2)
249478	—	Hook Saddle (left) complete, Nos. 200101D, 200190D, 200387C, 200446C, 200989D, 202603, 249333 to 249338, 249363, 249367, 249368, 249371, 249475, 249477, 350335C, two 249380 and three 201143H

Parts for Machine No. 134w2

No.	Plate	Name
249479	—	Hook Saddle (right) complete, Nos. 200101D, 200190D, 200387C, 200446C, 200989D, 202603, 249333 to 249338, 249364, 249367, 249368, 249371, 249476, 249477, 350335C, two 249380 and three 201143H
249390	15808	Hook Washer
201334H	15808	" " Screw
249480	15818	Lap Seam Feller Base Plate
230998	—	" " " Curl (lower) with 230734, for F, L, M, MH or H material
200175D	15808	Lap Seam Feller Curl (lower) Spring Screw
230734	15808	Lap Seam Feller Curl (lower) Spring (light) (right hand)
230999	—	Lap Seam Feller Curl (upper), for F, L, M, MH or H material
200170B	15817	Lap Seam Feller Screw
231000	—	" " " Shank, for F, L, M, MH or H material
230048	15808	Lap Seam Feller on Shank com- plete (right hand), for general work, for F, L, M, MH or H material, Nos. 230998 to 231000 and two 200175D
249391	15808	Needle Bar and Holder, in gauges from $\frac{3}{32}$ to $\frac{1}{4}$ in., in steps of $\frac{1}{32}$ in., with two 200141F
235027	15808	Needle Bar Bushing
200352C	15808	" " " Set Screw
202552	15808	" " Connecting Link
236073	15808	" " " " Oil Guard
200161D	15808	Needle Bar Connecting Link Oil Guard Screw
249393	15810	Needle Bar Connecting Link Stud with 202254
202254	—	Needle Bar Connecting Link Stud Oil Packing (wick)
200374C	15810	Needle Bar Connecting Link Stud Set Screw
200383C	15806	Needle Bar Connecting Link Stud Set Screw
249394	15810	Needle Bar Connecting Stud with 200086C and 202330
202330	—	Needle Bar Connecting Stud Oil Packing (wick)

Parts for Machine No. 134w2

No.	Plate	Name
200086c	15810	Needle Bar Connecting Stud Pinch Screw
249395	15820	Needle Bar Crank with 200335c, 200374c, 200383c, 200428c and 249393
249396	15810	Needle Bar Crank Friction Washer
200428c	15810	" " " Position Screw
200335c	15801	" " " Set Screw
249397	15820	" " Support
202244	—	" " " Oil Packing (wick)
200352c	15808	" " " Set Screw
200141f	15810	" Set Screw
244033	—	Presser Bar (hollow)
202335	15820	" " 244033 with 200074f
207072	15810	" " Bushing
200352c	15808	" " " Set Screw
202339	15810	" " Lifter
200653c	15810	" " " Hinge Screw
244004	15810	" " Lifting Releasing Lever Bracket
200260D	15810	Presser Bar Lifting Releasing Lever Bracket Guide Screw
206608	15810	Presser Bar Lifting Releasing Lever Bracket Spring
235901	15810	Presser Bar Position Guide with 200054E
200054E	15810	Presser Bar Position Guide Pinch Screw
263098	15810	Presser Bar Spring
202346	15810	" " " Stop Rod
200492B	15810	" " Thumb Screw (pressure regulating)
200475B	15810	Presser Bar Thumb Screw Thumb Set Screw
202355	15810	Presser Bar Thumb Screw Thumb Set Screw Packing (brass)
230795	15811	Presser Foot Hinge Pin
229193	—	" " Plate
229195	—	" " " for 229167
200074f	15811	" " Screw
202923	—	" " Shank
229194	15812	Presser Foot (hinged) complete, 46 needle hole, in gauges $\frac{3}{32}$, $\frac{1}{8}$, $\frac{5}{32}$ and $\frac{3}{16}$ in., Nos. 202923, 229193 and 230795
229167	15812	Presser Foot (hinged) complete, 46 needle hole, in gauges $\frac{3}{32}$ and $\frac{1}{8}$ in., Nos. 202923, 229195 and 230795

Parts for Machine No. 134w2

No.	Plate	Name
247570	15811	Take-up Lever
249398	15811	" " Driving Stud with 202277
202277	—	Take-up Lever Driving Stud Oil Packing (wick)
202400	15811	Take-up Lever Hinge Stud with 202423
202423	—	Take-up Lever Hinge Stud Oil Packing (wick)
200383C	15806	Take-up Lever Hinge Stud Set Screw
202401	—	Take-up Lever Oiling Felt
200132E	15811	" " " " Screw
249399	15820	" " " Wick with 249400
200081E	15811	Take-up Lever Oiling Wick Clamp Screw
201537E	15811	Take-up Lever Oiling Wick Clamp Screw Nut
249400	—	Take-up Lever Oiling Wick Wire
234086	15811	Tension Bracket with two each 200397H, 201224B and 236060
200159F	15811	Tension Bracket Screw
234047	15811	" " " Socket
200368H	15811	" " " " Set Screw
236098	15811	Tension Bracket Thread Guide (double)
200174H	15811	Tension Bracket Thread Guide Screw
234087	—	Tension Bracket complete, Nos. 200174H, 200978H, 201199F, 223703, 223706, 234086, 236098, 237174, two each 13710, 200309E, 204059, 204271, 223704, three 201572B and four 244048
244048	15811	Tension Disc
236060	15811	" " Position Pin
223703	15811	" Release Lever
235072	15811	" " " Rod
200309E	15811	" " " Screw
223704	15811	" " Plunger
204271	15811	Tension Release Washer
13710	15811	" Spring
201224B	15811	" Stud
201572B	10881	" Thumb Nut

Parts for Machine No. 134w2

No.	Plate	Name
223706	15809	Thread Controller Disc
200978H	15811	" " " Screw
237174	15809	" " Spring
242117	15809	" " " Stop
200132E	15811	" " " " Screw
201199F	15809	" " Stud with 204925
200061C	15804	" " " Set Screw
201572B	10881	" " " Thumb Nut
204925	15809	" " " Washer
249401	15809	" Cutter Blade
249402	15809	" " " Clamp Plate
201279H	15809	" " " " " Screw
(2)		
249403	15809	Thread Cutter Block
200567H	15809	" " " Screw (2)
202414	15809	" Guide
202415	15809	" "
202417	15809	" "
224028	15809	" "
200582H	15809	" " Screw
200355H	15809	" " Set Screw
200397H	15809	" " " "
202091	15809	" Retainer Sleeve
202092	15809	" " Spring
204058	15809	" " Stud
200397H	15809	" " " Set Screw
204059	—	Thread Retainer complete, Nos. 202091, 202092 and 204058
249419	15812	Throat Plate, 50 needle hole, for needle sizes 14 and 15, in $\frac{3}{32}$ in. gauge, for 249408
249416	15812	Throat Plate, 50 needle hole, for needle sizes 14 and 15, in gauges $\frac{1}{8}$ and $\frac{5}{32}$ in., for 249406
249417	15812	Throat Plate, 50 needle hole, for needle sizes 14 and 15, in gauges $\frac{3}{16}$, $\frac{7}{32}$ and $\frac{1}{4}$ in., for 249407
249404	15809	Throat Plate Clamp Plate
200161D	15808	" " " " Screw
203376	15809	" " Position Pin
691F	15809	" " Screw

ACCESSORIES

FOR ANGLE SET-UP ON UNIVERSAL POWER TABLE (LOW SHAFT) OR UNIVERSAL ELECTRIC TRANSMITTER TABLE

No.	Plate	Name
200170B	15817	Attachment Screw
203470	15801	Bobbin (10)
*225482	—	" Case Screw Driver Blade
*225483	—	" " " " Handle
225497	15814	Bobbin Case Screw Driver complete, Nos. 225482 and 225483
128 x 13	—	Needles, twelve, size 16
50447E	15817	Bed Bolt (2)
259219	15817	" " Bushing (rubber) (2)
350361C	15826	" " Lock Screw (2)
259220	15817	" Cushion (rubber) (6)
259221	15821	Belt Guard with two wood screws ¾ in., No. 12, R.H.B.
120342	15814	Oiler (copper plated) with 120343
120343	15814	" Spout (3½ in. long)
*225484	—	Screw Driver Blade
*225485	—	" " Handle
225498	15814	Screw Driver complete (7¼ in. long), Nos. 225484 and 225485
42850	15814	Wrench

BOBBIN WINDER

Swing Automatic, Right Hand

225453	10884	Frame with 202277 and 225438
225454	10884	" Hinge Pin
202277	—	" Oil Packing (wick)
225438	10884	" " Well Cap
225455	10884	" Spring
225456	10884	" " Plunger
202473	15821	Pulley with 200380c
200380C	15804	" Set Screw
225381	10884	Spindle
225444	10884	Stop Latch
200056E	10884	" " Screw
225458	10884	" " Thumb Lever
225459	10884	" " " " Hinge Stud
225459	10884	" " " " Joint Stud

Accessories

No.	Plate	Name
202478	10884	Stop Latch Trip Lever
200299H	10884	" " " " Hinge Screw
225461	10881	Tension Bracket with 201499B
200082D	10881	" " Screw
228026	10884	" " Washer
2102	10881	" Disc
202407	10881	" Spring
201499B	10881	" Stud
201572B	10881	" " Thumb Nut
225462	10881	Bobbin Winder Tension Bracket complete, Nos. 201572B, 202407, 225461 and two 2102
259222	15821	Bobbin Winder and Tension Bracket Base
259223	15821	Bobbin Winder complete, Nos. 200056E, 200082D, 200299H, 202473, 202478, 225381, 225444, 225453 to 225456, 225458, 225462, 228026, 259222, two each 225459 and wood screws $\frac{3}{4}$ in., No. 12, R.H.B.

IDLER

259224	15826	Idler Bracket with 200362C
350362E	15826	" " Screw
150481	15826	" Pulley
150482	15826	" " Shaft
150483	15826	" " " Ball Bearing
150484	15826	" " " " " Cover
150485	15826	" " " " " "
		Gasket (cork)
330R	15826	Idler Pulley Shaft Ball Bearing Cover Screw
144D	15826	Idler Pulley Shaft Screw
200362C	15826	" " " Set Screw
150496	—	Idler Pulley and Shaft complete, Nos. 144D, 150481 to 150485 and four 330R
259225	—	Idler complete, Nos. 150496, 259224 and two 350362E

THREAD UNWINDER

225259	15815	Spool Rest (for one spool) (flat) with 201018C
225257	15815	Spool Rest (for two spools) (flat) with 201018C

Accessories

No.	Plate	Name
150203	—	Spool Rest Cushion (felt)
225388	15815	" " Rod
200383C	15806	" " " Set Screw
201018C	15817	" " Set Screw
202490	15815	" Stand with 200383C
225391	15815	Thread Guide
201696J	15817	" " Lock Nut
225326	15817	" " Position Cup
225324	15815	" " Rod with 208E and 225322
208E	15817	Thread Guide Rod Screw
225322	15817	" " " Washer
259143	15815	Thread Unwinder (for three spools) complete, Nos. 201696J, 202490, 225257, 225259, 225324, 225326, 225388, three each 150203, 225391 and wood screws $\frac{3}{8}$ in., No. 12

FOR ANGLE SET-UP ON SAFETY POWER TABLE

Same as for Universal Power Table (low shaft)
except:

259296	15827	Bobbin Winder Block with two wood screws $1\frac{1}{4}$ in., No. 12 Belt Guard 259221 and Idler com- plete 259225, not used.
--------	-------	---

FOR STAND AND TABLE

Same as for Universal Power Table (low shaft)
except:

259220	15817	Bed Cushion (rubber) (5), in place of (6) Blue Print 29734 Special. Belt Guard 259221 and Idler com- plete 259225, not used.
--------	-------	--

POWER TABLE FITTINGS

IDLER

For Singer Universal Safety Power Table

No.	Plate	Name
150528	15827	Idler Base with 356c
150481	15826	" Pulley
150482	15826	" " Shaft
150483	15826	" " " Ball Bearing
150484	15826	" " " " " Cover
150485	15826	" " " " " "
		Gasket (cork)
330R	15826	Idler Pulley Shaft Ball Bearing Cover Screw
150529	15827	Idler Pulley Shaft Bracket (lower) with 168c and 692c
150530	15827	Idler Pulley Shaft Bracket (upper) with 168c and 692c
692C	15826	Idler Pulley Shaft Bracket Clamp- ing Screw
150531	15827	Idler Pulley Shaft Bracket Shaft
356C	15825	" " " " "
		Set Screw
144D	15826	Idler Pulley Shaft Screw
168C	15826	" " " Set Screw
150496	—	Idler Pulley and Shaft complete, Nos. 144D, 150481 to 150485 and four 330R
150532	15827	Idler complete, Nos. 150528 to 150531, two 150496 and three wood screws 1½ in., No. 12, F.H.
150533	15827	Idler Guard with two wood screws ¾ in., No. 9

STARTING AND FOOT LIFTER TREADLE

For Individual Motors

150491	—	Starting and Foot Lifter Treadle complete, Nos. 4879, 6439, 150212, 150216, 150487 to 150490 and two 60502
--------	---	---

Note: For itimized list of 150491, see page
23.

Power Table Fittings

For Universal Safety Power Table

No.	Plate	Name
67819	15827	Treadle Pitman Rod (lower)
67820	15827	" " " (upper)
80223	15825	" " " Clamp with 361c
361c	15825	Treadle Pitman Rod Clamp Set Screw
150208	15826	Treadle Pitman Rod Spring
2762	15826	" " " " Collar with 362c
362c	15826	Treadle Pitman Rod Spring Collar Set Screw
23250R	15826	Treadle Pitman Rod Spring Washer
126684	15827	Treadle Pitman Rod complete, Nos. 2762, 67819, 67820, 80223, two each 23250R and 150208
150491	—	Starting and Foot Lifter Treadle complete, Nos. 4879, 6439, 150212, 150216, 150487 to 150490 and two 60502
Note: For itimized list of 150491, see page 23.		
150497	—	Starting and Foot Lifter Treadle with Pitman complete, Nos. 126684 and 150491

UNDER DRIVER

For Low Shaft Power Table

6439	15822	Foot Lifter Chain, 36 in. to 45 in., with 56864 and 56865
Note: When ordering No. 6439, state length required.		
4879	15825	Foot Lifter Chain Connecting Link
56864	15825	" " " Hook (large)
56865	15825	" " " " (small)
150212	15822	" " Treadle
27073	15822	Shaft Pulley (sectional, grooved), 13 in. diam., 1 $\frac{3}{8}$ in. bore, with two 597c
597c	15825	Shaft Pulley Clamping Screw
150487	15822	Starting Treadle with two 349c
27639	15823	" " Pitman Rod
80223	15825	" " " " Clamp with 361c
361c	15825	Starting Treadle Pitman Rod Clamp Set Screw

Power Table Fittings

No.	Plate	Name
60626	—	Starting Treadle Pitman Rod complete, Nos. 80223 and two 27639
349c	15825	Starting Treadle Set Screw
150488	15822	" " Shaft
150489	15822	" " Arm with two 356c
356c	15825	Starting Treadle Shaft Arm Set Screw
46681	15823	Starting Treadle Shaft Bracket
60502	—	" " " " 46681 with two wood screws 1 in., No. 14
150216	15825	Starting Treadle Shaft Collar with two 445c
445c	15825	Starting Treadle Shaft Collar Set Screw
150490	15825	Starting Treadle Spacing Collar
150491	—	Starting and Foot Lifter Treadle complete, for Individual Motors, Nos. 4879, 6439, 150212, 150216, 150487 to 150490 and two 60502
150498	—	Starting and Foot Lifter Treadle with Pitman complete, Nos. 60626 and 150491
126572	15823	Transmitter Belt Guard
126573	15825	" Brake (thermoid)
126791	15823	" " Lever with 50058R, 51067c and two 60823
51067c	15825	Transmitter Brake Lever Set Screw
126575	15825	" " " Spring
50058R	15825	" " Screw
25362	10276	" Driving Pulley Ball, size $\frac{3}{16}$ inch
204100	10276	Transmitter Driving Pulley Ball Bearing Cup
204101	10276	Transmitter Driving Pulley Ball Cap
227553	—	Transmitter Driving Pulley Ball Cup complete, Nos. 204100 to 204102 and thirteen 25362
204102	10276	Transmitter Driving Pulley Ball Retaining Spring
126169	15823	Transmitter Driving Pulley (right hand), 6 $\frac{3}{4}$ in. diam., with 60911, 60935, 126202 and two 126895
60911	—	Transmitter Driving Pulley (right hand) Friction Ring (leather)
60935	—	Transmitter Driving Pulley Friction Ring Stop Pin
*126756	—	Transmitter Driving Pulley Shaft (hollow) (right hand)

Power Table Fittings

No.	Plate	Name
*126576	—	Transmitter Driving Pulley Shaft 126756 with 204107, 204108 and eleven 25303
25303	10276	Transmitter Driving Pulley Shaft Ball, size $\frac{1}{4}$ inch
204107	10276	Transmitter Driving Pulley Shaft Ball Cup
204108	10276	Transmitter Driving Pulley Shaft Ball Cup Cap
126757	15824	Transmitter Driving Pulley Shaft Oiling Leather Clip
126578	15824	Transmitter Driving Pulley Shaft Oiling Wick
126173	15824	Transmitter Driving Pulley Shaft Oiling Wick Cover (leather)
126175	15824	Transmitter Driving Pulley Shaft Oiling Wick Plug (leather) (short)
50959c	15824	Transmitter Driving Pulley Shaft Set Screw
204113	10276	Transmitter Driving Pulley Shaft Thimble
126577	15823	Transmitter Driving Pulley Shaft complete, Nos. 126173, 126576, 126578, 126757 and two 126175
126895	15824	Transmitter Driving Pulley Spring
126201	15824	" " " "
		Retaining Washer
126203	15824	Transmitter Driving Pulley Spring Retaining Washer Pin
126202	—	Transmitter Driving Pulley Spring Retaining Washer complete, Nos. 126201 and 126203
126579	15823	Transmitter Frame with 50959c
126179	15823	" Friction Pulley (right hand) with 227553 and four 50512E
126792	15823	Transmitter Lever (compression) and Dress Guard with 200524c, 204117 and two 202845
204117	10276	Transmitter Lever (compression) Plate
202845	10276	Transmitter Lever (compression) Plate Rivet
200524c	10276	Transmitter Lever (compression) Shaft Set Screw
126580	15823	Transmitter Lever Shaft
123183	15824	" " " Cotter Pin
423c	15824	" " " Stop Screw

Power Table Fittings

No.	Plate	Name
60823	—	Transmitter Lever Stop Screw 423c with 1520R
1520R	15824	Transmitter Lever Stop Screw Nut
60489	15823	" Pulley (grooved), 4 in. diameter
50512E	15824	Transmitter Pulley Screw
126581	—	Transmitter complete, Nos. 60489, 123183, 126169, 126179, 126572, 126573, 126575, 126577, 126579, 126580, 126791, 126792, 204113 and three wood screws 1 $\frac{3}{4}$ in., No. 16
150499	—	Under Driver, lever pressure (right hand), one speed (grooved pulley), complete, for Singer Universal Power Table (steel) and Low Shaft Power Table, Nos. 27073, 126581 and 150498

STANDS

Steel Work Complete

For Table 29734

Series 39 Motor

126508	15830	Leg
51057R	15831	" Bolt
126509	15831	" " Socket Washer
12620	15831	" " Washer
46707	15830	" Brace with wood screw 1 in., No. 16
126530	15830	Leg Cross Member, 15 $\frac{1}{2}$ in. long
126758	—	Leg with Rail complete, Nos. 126530, 126532, two 126508, three 12620, four each 51057R and 126509
67819	15827	Motor Pitman Rod (lower)
228401	15831	" " " (upper)
80223	15825	" " " Clamp with 361c
361c	15825	" " " " Screw
2762	15826	" " " Collar with 362c
362c	15826	" " " " Set Screw
150208	15826	" " " Spring
6055	15829	" " " " Washer
228402	15831	Motor Pitman complete, Nos. 6055, 67819, 80223, 150208, 228401 and two 2762

Stands

No.	Plate	Name
46836	15822	Presser Foot Lifting Treadle
46879	—	“ “ “ “ 46836 with 2762 and 67665
43136	15831	Presser Foot Lifting Treadle Chain, 35½ in. long, with 39575 and 39576
39576	15829	Presser Foot Lifting Treadle Chain Hook (lower)
39575	15829	Presser Foot Lifting Treadle Chain Hook (upper)
67665	15831	Presser Foot Lifting Treadle Extension
2762	15826	Presser Foot Lifting Treadle Extension Collar with 362c
362c	15826	Presser Foot Lifting Treadle Extension Collar Set Screw
126532	15830	Rail, 16 in. long
46801	15822	Starting Treadle
228405	—	“ “ 46801 with 2718R, 50581R and 228406
228406	15831	Starting Treadle Extension
50581R	15829	“ “ “ Screw
2718R	15829	“ “ “ “ Washer
228407	15831	Starting Treadle Pitman Rod (lower or upper)
9079	15829	Starting Treadle Pitman Rod Clamp with 354c
354c	15829	Starting Treadle Pitman Rod Clamp Set Screw
228408	15831	Starting Treadle Pitman complete, Nos. 9079 and two 228407
228409	15831	Starting Treadle Rock Shaft, 28 in. long
46838	15831	Starting Treadle Rock Shaft Arm with two 356c
356c	15825	Starting Treadle Rock Shaft Arm Set Screw
46453	15829	Starting Treadle Rock Shaft Collar with two 454c
454c	15829	Starting Treadle Rock Shaft Collar Set Screw
46839	15831	Starting Treadle Rock Shaft Support Bracket with two 362c
46841	15830	Starting Treadle Rock Shaft Support Bracket Rod, 17½ in. long, with two 1795c and four 12620
1795c	15831	Starting Treadle Rock Shaft Support Bracket Rod Nut

Stands

No.	Plate	Name
12620	15831	Starting Treadle Rock Shaft Support Bracket Rod Washer
362C	15826	Starting Treadle Rock Shaft Support Bracket Set Screw
46803	15831	Treadle Position Collar with 51089R
51089R	15829	" " " Clamping Bolt with 51581R
51581R	15829	Treadle Position Collar Clamping Bolt Nut
228412	15831	Treadle Support, 42 in. long
46805	15831	" " Bracket
839R	15829	" " " Bolt
126509	15831	" " " " Socket Washer
12620	15831	Treadle Support Bracket Bolt Washer
228413	15831	Treadle Support Equalizer with two 200341C
200341C	15829	Treadle Support Equalizer Set Screw
228414	—	Stand (steel work) complete, for Table No. 29734 with 39 Series Motors, Nos. 43136, 46879, 228402, 228405, 228408, 228409, 228412, 228413, two each 839R, 12620, 46453, 46803, 46805, 46838, 46839, 46841, 126509, 126758, three 46707 and four wood screws 1½ in., No. 16

Steel Work Complete

For Table 29734

Series 17, 19 or 29 Motors

Same as 228414 with the following exceptions:

228407	15831	Motor Pitman Rod (lower), in place of 67819
228415	15831	Motor Pitman Rod (upper), in place of 228401
9079	15829	Motor Pitman Rod Clamp with 354C, in place of 80223
354C	15829	Motor Pitman Rod Clamp Set Screw, in place of 361C
228416	15831	Motor Pitman complete, Nos. 2762, 6055, 9079, 150208, 228407 and 228415, in place of 228402

Stands

No.	Plate	Name
46802	—	Starting Treadle 46801 with 2718R, 50581R and 126038, in place of 228405
126038	15831	Starting Treadle Extension, in place of 228406
228417	—	Stand (steelwork) complete, for Table No. 29734 with 17, 19 or 29 Series Motors, Nos. 43136, 46802, 46879, 228408, 228409, 228412, 228413, 228416, two each 839R, 12620, 46453, 46803, 46805, 46838, 46839, 46841, 126509, 126758, three 46707 and four wood screws 1½ in., No. 16

MISCELLANEOUS PARTS

Used in conjunction with Thread Unwinder

60913	15815	Spool Weight with 60914
60914	—	“ “ Center Pin
225377	15815	“ Wire (for small spools)
27739	15815	Thread Cone (wood)

NUMERICAL LIST OF PARTS
FOR
MACHINE No. 134w2

NUMERICAL LIST OF PARTS

No.	Plate	Name
144D	15826	Idler Pulley Shaft Screw, for 150496
168C	15826	" " " Set Screw, for 150529 and 150530
208E	15817	Thread Unwinder Thread Guide Rod Screw, for 225324
330R	15826	Idler Pulley Shaft Ball Bearing Cover Screw, for 150496
349C	15825	Starting Treadle Set Screw, for 150487
354C	15829	Motor Pitman Rod Clamp Set Screw, for 9079
354C	15829	Starting Treadle Pitman Rod Clamp Set Screw, for 9079
356C	15825	Idler Pulley Shaft Bracket Shaft Set Screw, for 150528
356C	15825	Starting Treadle Rock Shaft Arm Set Screw, for 46838
356C	15825	Starting Treadle Shaft Arm Set Screw, for 150489
361C	15825	Motor Pitman Rod Clamp Screw, for 80223
361C	15825	Starting Treadle Pitman Rod Clamp Set Screw, for 80223
362C	15826	Motor Pitman Rod Collar Set Screw, for 2762
362C	15826	Presser Foot Lifting Treadle Exten- sion Collar Set Screw, for 2762
362C	15826	Starting Treadle Rock Shaft Sup- port Bracket Set Screw, for 46839
362C	15826	Treadle Pitman Rod Spring Collar Set Screw, for 2762
423C	15824	Transmitter Lever Stop Screw, for 60823
445C	15825	Starting Treadle Shaft Collar Set Screw, for 150216
454C	15829	Starting Treadle Rock Shaft Collar Set Screw, for 46453
597C	15825	Shaft Pulley Clamping Screw, for 27073
691F	15809	Throat Plate Screw
692C	15826	Idler Pulley Shaft Bracket Clamp- ing Screw, for 150529 and 150530

Numerical List of Parts

No.	Plate	Name
839R	15829	Treadle Support Bracket Bolt, for 228414 and 228417
1520R	15824	Transmitter Lever Stop Screw Nut, for 60823
1795C	15831	Starting Treadle Rock Shaft Support Bracket Rod Nut, for 46841
2102	10881	Bobbin Winder Tension Disc, for 225462
2718R	15829	Starting Treadle Extension Screw Washer, for 46802 and 228405
2762	15826	Motor Pitman Rod Collar with 362C, for 228402 and 228416
2762	15826	Presser Foot Lifting Treadle Extension Collar with 362C, for 46879
2762	15826	Treadle Pitman Rod Spring Collar with 362C, for 126684
4879	15825	Foot Lifter Chain Connecting Link, for 150491
6055	15829	Motor Pitman Rod Spring Washer, for 228402 and 228416
6439	15822	Foot Lifter Chain, 36 in. to 45 in., with 56864 and 56865, for 150491
Note: When ordering No. 6439, state length required.		
8582	15801	Arm Position Pin
9079	15829	Motor Pitman Rod Clamp with 354C, for 228416
9079	15829	Starting Treadle Pitman Rod Clamp with 354C, for 228408
12620	15831	Leg Bolt Washer, for 126758
12620	15831	Starting Treadle Rock Shaft Support Bracket Rod Washer, for 46841
12620	15831	Treadle Support Bracket Bolt Washer, for 228414 and 228417
13710	15811	Tension Spring, for 234087
23250R	15826	Treadle Pitman Rod Spring Washer, for 126684
25303	10276	Transmitter Driving Pulley Shaft Ball, size $\frac{1}{4}$ in., for 126576
25362	10276	Transmitter Driving Pulley Ball, size $\frac{3}{8}$ in., for 227553
27073	15822	Shaft Pulley (sectional, grooved), 13 in. diam., $1\frac{3}{8}$ in. bore, with two 597C, for 150499
27639	15823	Starting Treadle Pitman Rod, for 60626
27739	15815	Thread Cone (wood)

Numerical List of Parts

No.	Plate	Name
39575	15829	Presser Foot Lifting Treadle Chain Hook (upper), for 43136
39576	15829	Presser Foot Lifting Treadle Chain Hook (lower), for 43136
42850	15814	Wrench
43136	15831	Presser Foot Lifting Treadle Chain, 35½ in. long, with 39575 and 39576, for 228414 and 228417
46453	15829	Starting Treadle Rock Shaft Collar with two 454c, for 228414 and 228417
46681	15823	Starting Treadle Shaft Bracket, for 60502
46707	15830	Leg Brace with wood screw 1 in., No. 16, for 228414 and 228417
46801	15822	Starting Treadle, for 46802 and 228405
46802	—	Starting Treadle 46801 with 2718r, 50581r and 126038, for 228417
46803	15831	Treadle Position Collar with 51089r, for 228414 and 228417
46805	15831	Treadle Support Bracket, for 228414 and 228417
46836	15822	Presser Foot Lifting Treadle, for 46879
46838	15831	Starting Treadle Rock Shaft Arm with two 356c, for 228414 and 228417
46839	15831	Starting Treadle Rock Shaft Support Bracket with two 362c, for 228414 and 228417
46841	15830	Starting Treadle Rock Shaft Support Bracket Rod, 17½ in. long, with two 1795c and four 12620, for 228414 and 228417
46879	—	Presser Foot Lifting Treadle 46836 with 2762 and 67665, for 228414 and 228417
50058R	15825	Transmitter Brake Screw, for 126791
50447E	15817	Bed Bolt
50512E	15824	Transmitter Pulley Screw, for 126179
50581R	15829	Starting Treadle Extension Screw, for 46802 and 228405
50959C	15824	Transmitter Driving Pulley Shaft Set Screw, for 126579
51057R	15831	Leg Bolt, for 126758
51067C	15825	Transmitter Brake Lever Set Screw, for 126791

Numerical List of Parts

No.	Plate	Name
51089R	15829	Treadle Position Collar Clamping Bolt with 51581R, for 46803
51581R	15829	Treadle Position Collar Clamping Bolt Nut, for 51089
56864	15825	Foot Lifter Chain Hook (large), for 6439
56865	15825	Foot Lifter Chain Hook (small), for 6439
60489	15823	Transmitter Pulley (grooved), 4 in. diam., for 126581
60502	—	Starting Treadle Shaft Bracket 46681 with two wood screws 1 in., No. 14, for 150491
60626	—	Starting Treadle Pitman Rod complete, Nos. 80223 and two 27639, for 150498
60823	—	Transmitter Lever Stop Screw 423c with 1520R, for 126791
60911	—	Transmitter Driving Pulley (right hand) Friction Ring (leather), for 126169
60913	15815	Spool Weight with 60914
60914	—	" " Center Pin, for 60913
60935	—	Transmitter Driving Pulley Friction Ring Stop Pin, for 126169
67665	15831	Presser Foot Lifting Treadle Extension, for 46879
67819	15827	Motor Pitman Rod (lower), for 228402
67819	15827	Treadle Pitman Rod (lower), for 126684
67820	15827	Treadle Pitman Rod (upper), for 126684
80223	15825	Motor Pitman Rod Clamp with 361c, for 228402
80223	15825	Starting Treadle Pitman Rod Clamp with 361c, for 60626 and 126684
120342	15814	Oiler (copper plated) with 120343
120343	15814	" Spout (3½ in. long), for 120342
123183	15824	Transmitter Lever Shaft Cotter Pin, for 126581
126038	15831	Starting Treadle Extension, for 46802
126169	15823	Transmitter Driving Pulley (right hand), 6½ in. diam., with 60911, 60935, 126202 and two 126895, for 126581

Numerical List of Parts

No.	Plate	Name
126173	15824	Transmitter Driving Pulley Shaft Oiling Wick Cover (leather), for 126577
126175	15824	Transmitter Driving Pulley Shaft Oiling Wick Plug (leather) (short), for 126577
126179	15823	Transmitter Friction Pulley (right hand) with 227553 and four 50512E, for 126581
126201	15824	Transmitter Driving Pulley Spring Retaining Washer, for 126202
126202	—	Transmitter Driving Pulley Spring Retaining Washer complete, Nos. 126201 and 126203, for 126169
126203	15824	Transmitter Driving Pulley Spring Retaining Washer Pin, for 126202
126508	15830	Leg, for 126758
126509	15831	" Bolt Socket Washer, for 126758
126509	15831	Treadle Support Bracket Bolt Socket Washer, for 228414 and 228417
126530	15830	Leg Cross Member, 15½ in. long, for 126758
126532	15830	Rail, 16 in. long, for 126758
126572	15823	Transmitter Belt Guard, for 126581
126573	15825	" Brake (thermoid), for 126581
126575	15825	Transmitter Brake Lever Spring, for 126581
*126576	—	Transmitter Driving Pulley Shaft 126756 with 204107, 204108 and eleven 25303, for 126577
126577	15823	Transmitter Driving Pulley Shaft complete, Nos. 126173, 126576, 126578, 126757 and two 126175, for 126581
126578	15824	Transmitter Driving Pulley Shaft Oiling Wick, for 126577
126579	15823	Transmitter Frame with 50959C, for 126581
126580	15823	Transmitter Lever Shaft, for 126581
126581	—	Transmitter complete, Nos. 60489, 123183, 126169, 126179, 126572, 126573, 126575, 126577, 126579, 126580, 126791, 126792, 204113 and three wood screws 1¾ in., No. 16, for 150499

Numerical List of Parts

No.	Plate	Name
126684	15827	Treadle Pitman Rod complete, Nos. 2762, 67819, 67820, 80223, two each 23250R and 150208, for 150497
126756	—	Transmitter Driving Pulley Shaft (hollow) (right hand), for 126576
126757	15824	Transmitter Driving Pulley Shaft Oiling Leather Clip, for 126577
126758	—	Leg with Rail complete, Nos. 126530, 126532, two 126508, three 12620, four each 51057R and 126509, for 228414 and 228417
126791	15823	Transmitter Brake Lever with 50058R, 51067C and two 60823, for 126581
126792	15823	Transmitter Lever (compression) and Dress Guard with 200524C, 204117 and two 202845, for 126581
126895	15824	Transmitter Driving Pulley Spring, for 126169
150203	—	Thread Unwinder Spool Rest Cushion (felt), for 259143
150208	15826	Motor Pitman Rod Spring, for 228402 and 228416
150208	15826	Treadle Pitman Rod Spring, for 126684
150212	15822	Foot Lifter Treadle, for 150491
150216	15825	Starting Treadle Shaft Collar with two 445C, for 150491

Nos. 150481 to 150485, for 150496

150481	15826	Idler Pulley
150482	15826	" " Shaft
150483	15826	" " " Ball Bearing
150484	15826	" " " " " Cover
150485	15826	" " " " " "
Gasket (cork)		

Nos. 150487 to 150490, for 150491

150487	15822	Starting Treadle with two 349C
150488	15822	" " Shaft
150489	15822	" " " Arm with two 356C
150490	15825	Starting Treadle Spacing Collar
150491	—	Starting and Foot Lifter Treadle complete, for Individual Motors, Nos. 4879, 6439, 150212, 150216, 150487 to 150490 and two 60502, for 150497 and 150498

Numerical List of Parts

No.	Plate	Name
150496	—	Idler Pulley and Shaft complete, Nos. 144b, 150481 to 150485 and four 330R, for 150532 and 259225
150497	—	Starting and Foot Lifter Treadle with Pitman complete, for Universal Safety Power Table, Nos. 126684 and 150491
150498	—	Starting and Foot Lifter Treadle with Pitman complete, Nos. 60626 and 150491, for 150499
150499	—	Under Driver, lever pressure (right hand), one speed (grooved pulley), complete, for Singer Universal Power Table (steel) and Low Shaft Power Table, Nos. 27073, 126581 and 150498

Nos. 150528 to 150531, for 150532

150528	15827	Idler Base with 356c
150529	15827	" Pulley Shaft Bracket (lower) with 168c and 692c
150530	15827	Idler Pulley Shaft Bracket (upper) with 168c and 692c
150531	15827	Idler Pulley Shaft Bracket Shaft
150532	15827	Idler complete, Nos. 150528 to 150531, two 150496 and three wood screws 1½ in., No. 12, F.H.
150533	15827	Idler Guard with two wood screws ¾ in., No. 9
200004E	15801	Arm Screw
200019E	15804	Feed Driving Fork Screw
200032E	15806	Hook Driving Gear Shaft Bushing Pinch Screw, for 249475 and 249476
200032E	15806	Hook Saddle Screw
200054E	15810	Presser Bar Position Guide Pinch Screw, for 235901
200056E	10884	Bobbin Winder Stop Latch Screw, for 259223
200061C	15804	Thread Controller Stud Set Screw
200062H	15801	Balance Wheel Adjusting Screw
200074F	15811	Presser Foot Screw, for 202335
200081E	15811	Take-up Lever Oiling Wick Clamp Screw
200082D	10881	Bobbin Winder Tension Bracket Screw, for 259223
200084F	15817	Feed Lifting Fork Lever Bracket Screw

Numerical List of Parts

No.	Plate	Name
200085C	15804	Feed Driving Eccentric Adjusting Disc Friction Spring Screw
200086C	15810	Needle Bar Connecting Stud Pinch Screw, for 249394
200101D	15801	Bobbin Case Opener Driving Eccentric Fork Cap Screw, for 249478 and 249479
200106E	15804	Feed Dog Screw
200112C	15806	Hook Driving Shaft Driving Bevel Pinion Set Screw, for 249439
200122D	—	Feed Dog Support Screw, for 249353
200132E	15811	Take-up Lever Oiling Felt Screw
200132E	15811	Thread Controller Spring Stop Screw
200141F	15810	Needle Set Screw, for 249391
200159F	15811	Tension Bracket Screw
200161D	15808	Needle Bar Connecting Link Oil Guard Screw
200161D	15808	Throat Plate Clamp Plate Screw
200170B	15817	Attachment Screw
200170B	15817	Lap Seam Feller Screw
200174H	15811	Tension Bracket Thread Guide Screw, for 234087
200175D	15808	Lap Seam Feller Curl (lower) Spring Screw, for 230048
200190D	15804	Bobbin Case Opener Screw, for 249478 and 249479
200229D	15817	Hook Saddle Hinge Screw
200242H	15806	Foot Lifter Lifting Lever Hinge Screw
200260D	15810	Presser Bar Lifting Releasing Lever Bracket Guide Screw
200278H	15801	Arm Cap Screw
200299H	10884	Bobbin Winder Stop Latch Trip Lever Hinge Screw, for 259223
200309E	15811	Tension Release Lever Screw, for 234087
200328C	15801	Balance Wheel Position Screw, for 249481
200335C	15801	Arm Shaft Ball Bearing (back) Sleeve Set Screw
200335C	15801	Balance Wheel Set Screw, for 249481
200335C	15801	Bed Shaft Ball Bearing (right) Sleeve Set Screw
200335C	15801	Needle Bar Crank Set Screw, for 249595

Numerical List of Parts

No.	Plate	Name
200341c	15829	Treadle Support Equalizer Set Screw, for 228413
200351c	15806	Feed Lifting Fork Lever Hinge Stud Set Screw, for 249471
200352c	15808	Needle Bar Bushing Set Screw
200352c	15808	" " Support Set Screw
200352c	15808	Presser Bar Bushing Set Screw
200355H	15809	Thread Guide Set Screw
200357E	15801	Arm Shaft Oil Stop Screw, for 249463
200357E	15801	Bed Oil Stop Screw, for 249464
200362c	15826	Idler Pulley Shaft Set Screw, for 259224
200363c	15801	Hook Driving Shaft Driving Bevel Gear (right) Set Screw, for 249438
200364c	15804	Bobbin Case Opener Link Hinge Stud Set Screw, for 249475 and 249476
200368H	15811	Tension Bracket Screw Socket Set Screw, for 249301
200373c	15804	Feed Lifting Eccentric Position Screw, for 249352
200374c	15810	Needle Bar Connecting Link Stud Set Screw, for 249395
200378c	15801	Arm Shaft Ball Bearing (back) Collar Set Screw, for 249441
200378c	15801	Arm Shaft Ball Bearing (front) Collar Set Screw, for 249445
200378c	15801	Bed Shaft Ball Bearing (left) Collar Set Screw, for 249448
200378c	15801	Bed Shaft Ball Bearing (right) Collar Set Screw, for 249441
200380c	15804	Bobbin Winder Pulley Set Screw, for 202473
200380c	15804	Feed Lifting Eccentric Set Screw, for 249352
200383c	15806	Arm Shaft Connection Belt Guard Set Screw, for 249312
200383c	15806	Hook Driving Shaft Driving Bevel Gear (left) Set Screw, for 249436
200383c	15806	Needle Bar Connecting Link Stud Set Screw, for 249395
200383c	15806	Take-up Lever Hinge Stud Set Screw
200383c	15806	Thread Unwinder Spool Rest Rod Set Screw, for 202490
200386c	15801	Bobbin Case Opener Driving Eccentric Set Screw, for 249334

Numerical List of Parts

No.	Plate	Name
200387c	15806	Hook Ball Bearing Sleeve Position Screw Check Screw, for 249478 and 249479
200389c	15806	Hook Cover Plate Hinge Screw Set Screw
200394c	15806	Hook Driving Shaft (intermediate) Connection Set Screw, for 249377
200397H	15809	Thread Guide Set Screw
200397H	15809	" Retainer Stud Set Screw, for 234086
200398c	—	Hook Driving Shaft Driving Bevel Gear (left) Position Screw, for 249436
200428c	15810	Needle Bar Crank Position Screw, for 249395
200439c	15806	Hook Driving Shaft Driving Bevel Gear (right) Position Screw, for 249438
200446c	15806	Hook Ball Bearing Sleeve Position Screw, for 249478 and 249479
200462B	15804	Face Plate Thumb Screw
200475B	15810	Presser Bar Thumb Screw Thumb Set Screw
200492B	15810	Presser Bar Thumb Screw (pres- sure regulating)
200502B	15801	Arm Oil Thumb Screw
200524c	10276	Transmitter Lever (compression) Shaft Set Screw, for 126792
200567H	15809	Thread Cutter Block Screw
200571c	15806	Hook Cover Plate Hinge Screw
200578c	15801	Bed Cover Plate (end) Screw
200578c	15801	" " " (top) Screw
200582H	15809	Thread Guide Screw
200594c	15804	Bobbin Case Tension Spring Screw, for 249339 and 249340
200653c	15810	Presser Bar Lifter Hinge Screw
200835D	15806	Foot Lifter Lifting Lever Spring Screw
200978H	15811	Thread Controller Disc Screw, for 234087
200984c	15804	Bobbin Case Tension Spring Regu- lating Screw, for 249339 and 249340
200989D	15801	Bobbin Case Opener Link Cap Screw, for 249478 and 249479
201018c	15817	Thread Unwinder Spool Rest Set Screw, for 225257 and 225259
201020E	15817	Bed Oil Retaining Felt Clamp Plate Screw, for 249470

Numerical List of Parts

No.	Plate	Name
201094c	15806	Hook Driving Shaft (front) Bearing Screw
201143H	15801	Bobbin Case Opener Link Oil Guard Screw
201143H	15801	Hook Saddle Oil Strainer Screw, for 249478 and 249479
201188c	15804	Feed Driving Eccentric Adjusting Disc Friction Spring Screw Set Screw
201199F	15809	Thread Controller Stud with 204925, for 234087
201224B	15811	Tension Stud, for 234086
201253F	15806	Hook Gib Screw, for 249362
201254c	15801	Arm Shaft Connection Belt Pulley Set Screw, for 249314
201254c	15801	Bed Shaft Connection Belt Pulley Set Screw, for 249330
201260B	15801	Arm Shaft Connection Belt Guard Cover Screw
201279H	15809	Thread Cutter Blade Clamp Plate Screw
201334H	15808	Hook Washer Screw, for 249362
201499B	10881	Bobbin Winder Tension Stud, for 225461
201524E	15806	Feed Regulating Screw Stud Nut
201537E	15811	Bed Oil Retaining Felt Clamp Plate Screw Nut, for 249470
201537E	15811	Take-up Lever Oiling Wick Clamp Screw Nut
201572B	10881	Bobbin Winder Tension Stud Thumb Nut, for 225462
201572B	10881	Tension Thumb Nut, for 234087
201572B	10881	Thread Controller Stud Thumb Nut, for 234087
201696J	15817	Thread Unwinder Thread Guide Lock Nut, for 259143
202005	15801	Arm Screw Washer
*202056	—	Bobbin Case Latch Pin, for 249339 and 249340
202091	15809	Thread Retainer Sleeve, for 204059
202092	15809	" " Spring, for 204059
202135	15804	Face Plate Position Pin, for 249301
202135	15804	Feed Lifting Fork Lever Bracket Position Pin
202244	—	Needle Bar Support Oil Packing (wick)
202247	15802	Arm Cap
202248	15801	" " Screw Washer

Numerical List of Parts

No.	Plate	Name
202253	15801	Arm Shaft Connection Belt Pulley Spring Flange, for 249314
202253	15801	Bed Shaft Connection Belt Pulley Spring Flange, for 249330
202254	—	Needle Bar Connecting Link Stud Oil Packing (wick), for 249393
202274	15821	Face Plate
202277	—	Bobbin Winder Frame Oil Packing (wick), for 225453
202277	—	Take-up Lever Driving Stud Oil Packing (wick), for 249398
202330	—	Needle Bar Connecting Stud Oil Packing (wick), for 249394
202335	15820	Presser Bar 244033 with 200074F
202339	15810	" " Lifter
202346	15810	" " Spring Stop Rod
202355	15810	" " Thumb Screw Thumb Set Screw Packing (brass)
202400	15811	Take-up Lever Hinge Stud with 202423
202401	—	Take-up Lever Oiling Felt
202407	10881	Bobbin Winder Tension Spring, for 225462
202414	15809	Thread Guide
202415	15809	" "
202417	15809	" "
202423	—	Take-up Lever Hinge Stud Oil Packing (wick), for 202400
202473	15821	Bobbin Winder Pulley with 200380c, for 259223
202478	10884	Bobbin Winder Stop Latch Trip Lever, for 259223
202490	15815	Thread Unwinder Spool Stand with 200383c, for 259143
202552	15808	Needle Bar Connecting Link
202603	15804	Bobbin Case Opener Screw Washer, for 249478 and 249479
202622	15804	Feed Driving Fork Screw Washer
202845	10276	Transmitter Lever (compression) Plate Rivet, for 126792
202923	—	Presser Foot Shank, for 229167 and 229194
203101	—	Hook Oil Wick, for 249362
203214	15804	Bobbin Case Tension Spring, for 249339 and 249340
203216	—	Bobbin Case Washer (cloth), for 249339 and 249340
203357	15808	Hook Saddle Screw Washer
203376	15809	Throat Plate Position Pin

Numerical List of Parts

No.	Plate	Name
203470	15801	Bobbin
203473	15801	" Case Latch Plunger, for 249339 and 249340
203474	15801	Bobbin Case Latch Spring, for 249339 and 249340
203648	15801	Bobbin Case Latch, for 249339 and 249340
204058	15809	Thread Retainer Stud, for 204059
204059	—	Thread Retainer complete, Nos. 202091, 202092 and 204058, for 234087
Nos. 204100 to 204102, for 227553		
204100	10276	Transmitter Driving Pulley Ball Bearing Cup
204101	10276	Transmitter Driving Pulley Ball Cap
204102	10276	Transmitter Driving Pulley Ball Retaining Spring
204107	10276	Transmitter Driving Pulley Shaft Ball Cup, for 126576
204108	10276	Transmitter Driving Pulley Shaft Ball Cup Cap, for 126576
204113	10276	Transmitter Driving Pulley Shaft Thimble, for 126581
204117	10276	Transmitter Lever (compression) Plate, for 126792
204271	15811	Tension Release Washer, for 234087
204925	15809	Thread Controller Stud Washer, for 201199F
206608	15810	Presser Bar Lifting Releasing Lev- er Bracket Spring
207072	15810	Presser Bar Bushing
213949	15817	Feed Regulating Screw Stud Washer (steel)
223703	15811	Tension Release Lever, for 234087
223704	15811	" " Plunger, for 234087
223706	15809	Thread Controller Disc, for 234087
224028	15809	" Guide
225257	15815	" Unwinder Spool Rest (for two spools) (flat) with 201018c, for 259143
225259	15815	Thread Unwinder Spool Rest (for one spool) (flat) with 201018c, for 259143
225322	15817	Thread Unwinder Thread Guide Rod Washer, for 225324

Numerical List of Parts

No.	Plate	Name
225324	15815	Thread Unwinder Thread Guide Rod with 208E and 225322, for 259143
225326	15817	Thread Unwinder Thread Guide Position Cup, for 259143
225377	15815	Spool Wire (for small spools)
225381	10884	Bobbin Winder Spindle, for 259223
225388	15815	Thread Unwinder Spool Rest Rod, for 259143
225391	15815	Thread Unwinder Thread Guide, for 259143
225438	10884	Bobbin Winder Frame Oil Well Cap, for 225453
225444	10884	Bobbin Winder Stop Latch, for 259223
Nos. 225453 to 225456, for 259223		
225453	10884	Bobbin Winder Frame with 202277 and 225438
225454	10884	Bobbin Winder Frame Hinge Pin
225455	10884	" " " Spring
225456	10884	" " " Plunger
225458	10884	" " Stop Latch Thumb Lever, for 259223
225459	10884	Bobbin Winder Stop Latch Thumb Lever Hinge Stud, for 259223
225459	10884	Bobbin Winder Stop Latch Thumb Lever Joint Stud, for 259223
225461	10881	Bobbin Winder Tension Bracket with 201499B, for 225462
225462	10881	Bobbin Winder Tension Bracket complete, Nos. 201572B, 202407, 225461 and two 2102, for 259223
*225482	—	Bobbin Case Screw Driver Blade, for 225497
*225483	—	Bobbin Case Screw Driver Handle, for 225497
*225484	—	Screw Driver Blade, for 225498
*225485	—	" " Handle, for 225498
225497	15814	Bobbin Case Screw Driver complete, Nos. 225482 and 225483
225498	15814	Screw Driver complete (7½ in. long), Nos. 225484 and 225485
227553	—	Transmitter Driving Pulley Ball Cup complete, Nos. 204100 to 204102 and thirteen 25362, for 126179
227561	15806	Foot Lifter Lifting Lever Spring

Numerical List of Parts

No.	Plate	Name
228026	10884	Bobbin Winder Tension Bracket Screw Washer, for 259223
228401	15831	Motor Pitman Rod (upper), for 228402
228402	15831	Motor Pitman complete, Nos. 6055, 67819, 80223, 150208, 228401 and two 2762, for 228414
228405	—	Starting Treadle 46801 with 2718R, 50581R and 228406, for 228414
228406	15831	Starting Treadle Extension, for 228405
228407	15831	Motor Pitman Rod (lower), for 228416
228407	15831	Starting Treadle Pitman Rod (lower or upper), for 228408
228408	15831	Starting Treadle Pitman complete, Nos. 9079 and two 228407, for 228414 and 228417
228409	15831	Starting Treadle Rock Shaft, 28 in. long, for 228414 and 228417
228412	15831	Treadle Support, 42 in. long, for 228414 and 228417
228413	15831	Treadle Support Equalizer with two 200341c, for 228414 and 228417
228414	—	Stand (steelwork) complete, for Table No. 29734 with 39 Series Motor, Nos. 43136, 46879, 228402, 228405, 228408, 228409, 228412, 228413, two each 839R, 12620, 46453, 46803, 46805, 46838, 46839, 46841, 126509, 126758, three 46707 and four wood screws 1½ in., No. 16
228415	15831	Motor Pitman Rod (upper), for 228416
228416	15831	Motor Pitman complete, Nos. 2762, 6055, 9079, 150208, 228407 and 228415, for 228417
228417	—	Stand (steelwork) complete, for Table No. 29734, with 17, 19 or 29 Series Motors, Nos. 43136, 46802, 46879, 228408, 228409, 228412, 228413, 228416, two each 839R, 12620, 46453, 46803, 46805, 46838, 46839, 46841, 126509, 126758, three 46707 and four wood screws 1½ in., No. 16

Numerical List of Parts

No.	Plate	Name
229167	15812	Presser Foot (hinged) complete, 46 needle hole, in gauges $\frac{7}{32}$ and $\frac{1}{4}$ in., Nos. 202923, 229195 and 230795
229193	—	Presser Foot Plate, for 229194
229194	15812	Presser Foot (hinged) complete, 46 needle hole, in gauges $\frac{3}{32}$, $\frac{1}{8}$, $\frac{5}{32}$ and $\frac{3}{16}$ in., Nos. 202923, 229193 and 230795
229195	—	Presser Foot Plate, for 229167
230048	15808	Lap Seam Feller on Shank complete (right hand), for general work, for F, L, M, MH or H material, Nos. 230998 to 231000 and two 200175D
230734	15808	Lap Seam Feller Curl (lower) Spring (light) (right hand), for 230998
230795	15811	Presser Foot Hinge Pin, for 229194 and 229167
Nos. 230998 to 231000, for 230048		
230998	—	Lap Seam Feller Curl (lower) with 230734, for F, L, M, MH or H material
230999	—	Lap Seam Feller Curl (upper), for F, L, M, MH or H material
231000	—	Lap Seam Feller Shank, for F, L, M, MH or H material
223390	15817	Foot Lifter Lifting Lever Hinge Screw Washer
234047	15811	Tension Bracket Screw Socket, for 249301
234086	15811	Tension Bracket with two each 200397H, 201224B and 236060, for 234087
234087	—	Tension Bracket complete, Nos. 200174H, 200978H, 201199F, 223703, 223706, 234086, 236098, 237174, two each 13710, 200309E, 204059, 204271, 223704, three 201572B and four 244048
235027	15808	Needle Bar Bushing
235072	15811	Tension Release Lever Rod
235901	15810	Presser Bar Position Guide with 200054E
236060	15811	Tension Disc Position Pin, for 234086
236073	15808	Needle Bar Connecting Link Oil Guard

Numerical List of Parts

No.	Plate	Name
236098	15811	Tension Bracket Thread Guide (double), for 234087
237174	15809	Thread Controller Spring, for 234087
242117	15809	" " " Stop
244004	15810	Presser Bar Lifting Releasing Lever Bracket
244033	—	Presser Bar (hollow), for 202335
244048	15811	Tension Disc, for 234087
247570	15811	Take-up Lever
*249301	—	Arm with 200368H, 202135 and 234047
249308	15802	Arm Shaft Ball Bearing (back) Sleeve Gasket
249308	15802	Bed Shaft Ball Bearing (right) Sleeve Gasket
249311	15819	Arm Shaft Connection Belt
249312	15819	" " " " Guard with two 200383c
249313	15819	Arm Shaft Connection Belt Guard Cover
249314	15802	Arm Shaft Connection Belt Pulley with two each 201254c and 202253
249319	15802	Bed Cover Plate (end)
249320	15802	" " " " Gasket
249323	15802	" Oil Cover
249326	15821	Bed Shaft
249330	15820	" " Connection Belt Pulley with 202253 and two 201254c
*249331	—	Bobbin Case (left), for 249339
*249332	—	" " (right), for 249340

Nos. 249333 to 249338, for 249478 and 249479

249333	15801	Bobbin Case Opener
249334	15801	" " " Driving Eccentric with two 200386c
249335	15801	Bobbin Case Opener Driving Eccentric Fork
249336	15801	Bobbin Case Opener Link
249337	15804	" " " " Hinge Stud
249338	15804	Bobbin Case Opener Link Oil Guard
249339	—	Bobbin Case (left) complete, Nos. 200594c, 200984c, 202056, 203214, 203216, 203473, 203474, 203648 and 249331, for 249363
249340	—	Bobbin Case (right) complete, Nos. 200594c, 200984c, 202056, 203214, 203216, 203473, 203474, 203648 and 249332, for 249364

Numerical List of Parts

No.	Plate	Name
249341	15804	Feed Driving Eccentric (adjustable)
249342	15804	" " " Adjusting Disc
249343	15804	" " " " "
		Clamp Plate
249344	15804	Feed Driving Eccentric Adjusting Disc Friction Spring
249345	15804	Feed Driving Eccentric Adjusting Disc Friction Spring Screw Set Screw Packing (brass)
249346	15804	Feed Driving Eccentric Driving Stud, for 249348
249347	15804	Feed Driving Eccentric Driving Stud Slide Block
249348	15804	Feed Driving Eccentric Flange with 249346, for 249437
249349	15804	Feed Driving Eccentric Flange Pin, for 249437
249350	15820	Feed Driving Fork
249351	15820	" " " Slide Block (two pieces)
249352	15820	Feed Lifting Eccentric with 200373c and 200380c
249353	15821	Feed Lifting Fork Lever with 200122b
249355	15806	Feed Lifting Fork Lever Hinge Block
249356	15806	Feed Lifting Fork Lever Hinge Stud (eccentric)
249357	15820	Feed Lifting Fork Lever Slide Block (two pieces)
249360	15821	Foot Lifter Lifting Lever
*249361	—	Hook (sewing), for 249362
249362	15806	" 249361 with 203101, 249384, 249390, two each 201253F and 201334H, for 249363 and 249364
249363	—	Hook and Bobbin Case (left) complete, Nos. 249339 and 249362, for 249478
249364	—	Hook and Bobbin Case (right) complete, Nos. 249340 and 249362, for 249479
249365	15806	Hook Ball Bearing, for 249367
249366	15806	" " " Sleeve, for 249367
249367	—	" " " " 249366 with two 249365, for 249478 and 249479
249368	15806	Hook Bevel Gear Shaft, for 249478 and 249479
249371	15820	Hook Driving Gear Shaft, for 249478 and 249479

Numerical List of Parts

No.	Plate	Name
249373	15820	Hook Driving Shaft (front)
249375	15820	" " " " Bushing (bronze)
249376	15820	Hook Driving Shaft (intermediate) with two 350301c
249377	15820	Hook Driving Shaft (intermediate) Connection with two 200394c
249380	15820	Hook Driving Gear Shaft Bushing, for 249478 and 249479
249384	15806	Hook Gib, for 249362
249390	15808	" Washer, for 249362
249391	15808	Needle Bar and Holder, in gauges from $\frac{3}{8}$ to $\frac{1}{4}$ in., in steps of $\frac{1}{8}$ in., with two 200141F
249393	15810	Needle Bar Connecting Link Stud with 202254, for 249395
249394	15810	Needle Bar Connecting Stud with 200086c and 202330
249395	15820	Needle Bar Crank with 200335c, 200374c, 200383c, 200428c and 249393
249396	15810	Needle Bar Crank Friction Washer
249397	15820	" " Support
249398	15811	Take-up Lever Driving Stud with 202277
249399	15820	Take-up Lever Oiling Wick with 249400
249400	—	Take-up Lever Oiling Wick Wire, for 249399
249401	15809	Thread Cutter Blade
249402	15809	" " " Clamp Plate
249403	15809	" " Block
249404	15809	Throat Plate Clamp Plate
249406	15812	Feed Dog, for 249416
249407	15812	" " " 249417
249408	15812	" " " 249419
249416	15812	Throat Plate, 50 needle hole, for needle sizes 14 and 15, in gauges $\frac{1}{8}$ and $\frac{5}{8}$ in., for 249406
249417	15812	Throat Plate, 50 needle hole, for needle sizes 14 and 15, in gauges $\frac{3}{16}$, $\frac{7}{8}$ and $\frac{1}{4}$ in., for 249407
249419	15812	Throat Plate, 50 needle hole, for needle sizes 14 and 15, in gauges $\frac{3}{8}$, $\frac{1}{2}$ and $\frac{5}{8}$ in., for 249408
249436	15820	Hook Driving Shaft Driving Bevel Gear (left) with 200383c and 200398c, for 249437

Numerical List of Parts

No.	Plate	Name
249437	—	Hook Driving Shaft Driving Bevel Gear 249436 with 249348 and three 249349
249438	15820	Hook Driving Shaft Driving Bevel Gear (right) with 200363c and 200439c
249439	15820	Hook Driving Shaft Driving Bevel Pinion with two 200112c
249440	—	Arm Shaft Ball Bearing, for 249442 and 249446
249440	—	Bed Shaft Ball Bearing, for 249442 and 249449
*249441	—	Arm Shaft Ball Bearing (back) Col- lar with two 200378c, for 249442
*249441	—	Bed Shaft Ball Bearing (right) Col- lar with two 200378c, for 249442
249442	15802	Arm Shaft Ball Bearing (back) Col- lar 249441 with 249440
249442	15802	Bed Shaft Ball Bearing (right) Col- lar 249441 with 249440
*249443	—	Arm Shaft Ball Bearing (back) Re- taining Washer
*249443	—	Bed Shaft Ball Bearing (right) Re- taining Washer
*249444	—	Arm Shaft Ball Bearing (back) Sleeve
*249445	—	Arm Shaft Ball Bearing (front) Col- lar with two 200378c, for 249446
249446	15802	Arm Shaft Ball Bearing (front) Col- lar 249445 with 249440
*249447	—	Arm Shaft Ball Bearing (front) Sleeve
*249447	—	Bed Shaft Ball Bearing (left) Sleeve
*249448	—	Bed Shaft Ball Bearing (left) Col- lar with two 200378c, for 249449
249449	15820	Bed Shaft Ball Bearing (left) Col- lar 249448 with 249440
*249450	—	Bed Shaft Ball Bearing (right) Sleeve
249457	15817	Feed Regulating Screw Stud Washer (paper)
249463	15819	Arm Shaft with 200357E and 350332E
*249464	—	Bed with 200357E
249465	15819	" Cover Plate (top)
249466	15819	" " " " Gasket

Numerical List of Parts

No.	Plate	Name
Nos. 249467 to 249469, for 249470		
249467	15818	Bed Oil Retaining Felt
249468	15818	" " " " Clamp Plate
249469	15818	" " " " Support Plate
249470	—	Bed Oil Retaining Felt Support Plate 249469 with 249467, 249468, two each 201020E and 201537E
249471	15818	Feed Lifting Fork Lever Bracket with 200351c
249472	15818	Hook Cover Plate (left), for gauges from $\frac{3}{32}$ to $\frac{1}{4}$ in., in steps of $\frac{1}{32}$ in. (state gauge required)
249473	15818	Hook Cover Plate (right), for gauges from $\frac{3}{32}$ to $\frac{1}{4}$ in., in steps of $\frac{1}{32}$ in. (state gauge required)
249474	15818	Hook Driving Shaft (front) Bearing
249475	15818	" Saddle (left) with 200364c and two 200032E, for 249478
249476	15818	Hook Saddle (right) with 200364c and two 200032E, for 249479
249477	15818	Hook Saddle Oil Strainer, for 249478 and 249479
249478	—	Hook Saddle (left) complete, Nos. 200101D, 200190D, 200387C, 200446C, 200989D, 202603, 249333 to 249338, 249363, 249367, 249368, 249371, 249475, 249477, 350335C, two 249380 and three 201143H
249479	—	Hook Saddle (right) complete, Nos. 200101D, 200190D, 200387C, 200446C, 200989D, 202603, 249333 to 249338, 249364, 249367, 249368, 249371, 249476, 249477, 350335C, two 249380 and three 201143H
249480	15818	Lap Seam Feller Base Plate
249481	15821	Balance Wheel (disc) (belt groove $2\frac{1}{8}$ in. diam.) with 200328c and 200335c
259143	15815	Thread Unwinder (for three spools) complete, Nos. 201696J, 202490, 225257, 225259, 225324, 225326, 225388, three each 150203, 225391 and wood screws $\frac{3}{8}$ in., No. 12
259219	15817	Bed Bolt Bushing (rubber)
259220	15817	" Cushion (rubber)
259221	15821	Belt Guard with two wood screws $\frac{3}{8}$ in., No. 12, R.H.B.


Numerical List of Parts

No.	Plate	Name
259222	15821	Bobbin Winder and Tension Bracket Base, for 259223
259223	15821	Bobbin Winder complete, Nos. 200056E, 200082D, 200299H, 202473, 202478, 225381, 225444, 225453 to 225456, 225458, 225462, 228026. 259222, two each 225459 and wood screws $\frac{3}{4}$ in., No. 12, R.H.B.
259224	15826	Idler Bracket with 200362C, for 259225
259225	—	Idler complete, Nos. 150496, 259224 and two 350362E
259296	15827	Bobbin Winder Block with two wood screws $1\frac{1}{4}$ in., No. 12
263098	15810	Presser Bar Spring
350301C	15806	Hook Driving Shaft (intermediate) Screw Stud, for 249376
350332E	15801	Arm Shaft Oil Reservoir Screw, for 249463
350335C	15806	Hook Bevel Gear Shaft Screw, for 249478 and 249479
350354A	15817	Feed Regulating Screw Stud
350361E	15826	Bed Bolt Lock Screw
350362E	15826	Idler Bracket Screw, for 259225


ILLUSTRATIONS OF PARTS
FOR
MACHINE No. 134w2

PLATE 10276 — FULL SIZE


204107




204100



204108



204102




204101



204113



204117



200524



200526



202302



227176



200347



202845



25303



25362




204105



PLATE 10881—FULL SIZE

225461



200082




202104



2102



225462



202407



201499



201572



PLATE 10884 - FULL SIZE




PLATE 15801—FULL SIZE

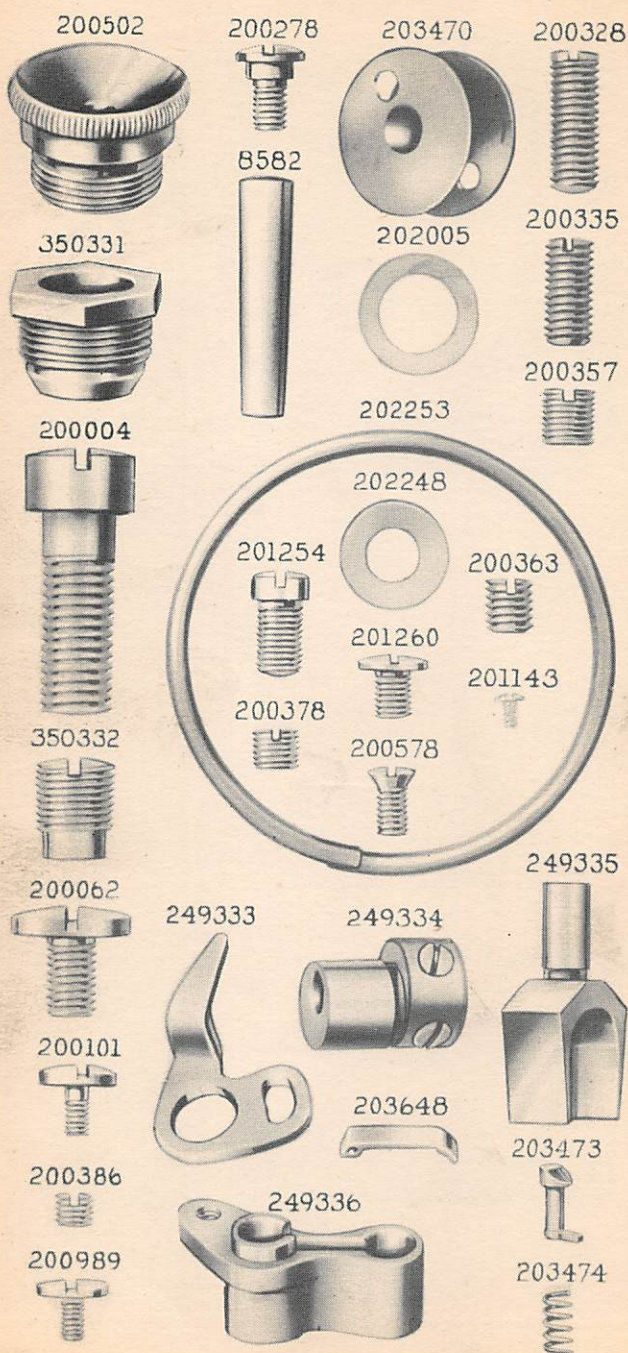




PLATE 15802—ONE-HALF SIZE


202247




249442




249446




249308



249319



249314



249320



249316



249323




PLATE 15804—FULL SIZE




PLATE 15806—FULL SIZE

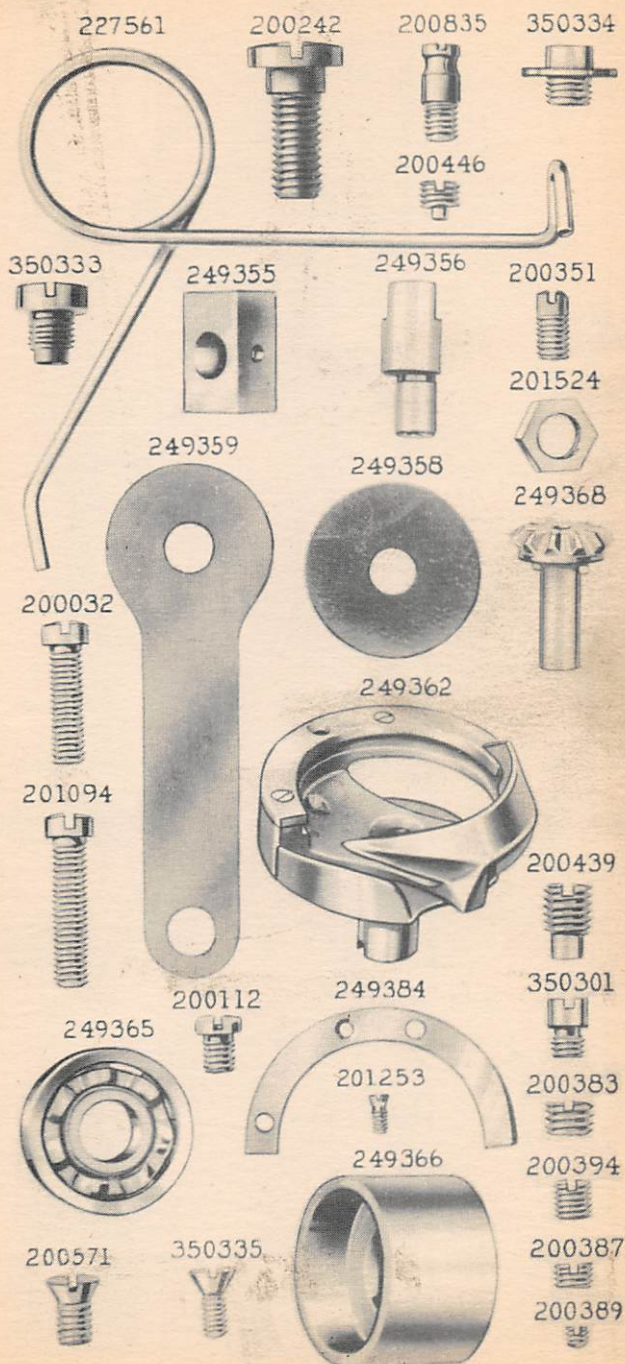
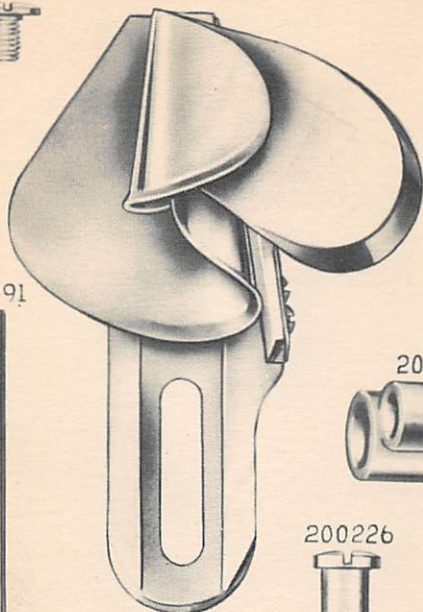


PLATE 15808—FULL SIZE

200161




230048



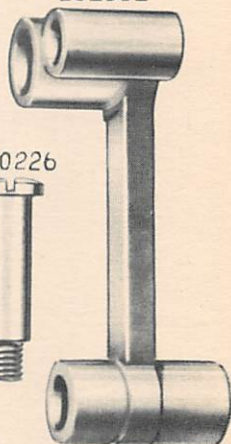
230734



249391



202552



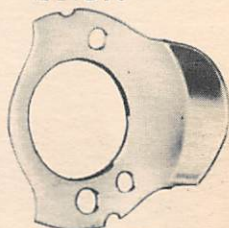
200226



235027



249390



236073

200352



203357



200175



20184



201334

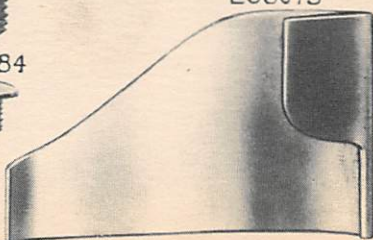



PLATE 15809—FULL SIZE

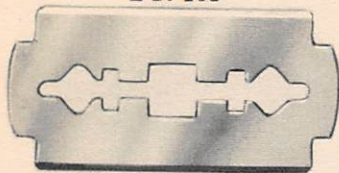
249403



223706




249401



237174



249402



242117



201199


204058



224028




249404



202091




202415



202092



202414



200567



204925



201279



200582



200355



200397



203376



691



[illegible]

247570

234047

234086

235072

202400

204271

201224

244048

200074

249398

223703

13710

200159

200081

236098

200132

223704

200309

200368

200174

236060

201537

230795


200978

PLATE 15812—FULL SIZE


249416




249417



249419



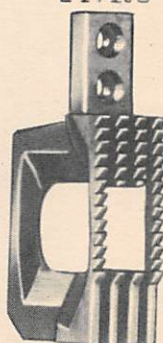
249406



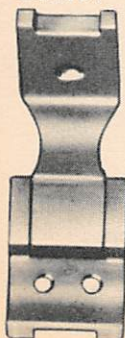
249407



249408



229167



229194




PLATE 15814—ONE-HALF SIZE

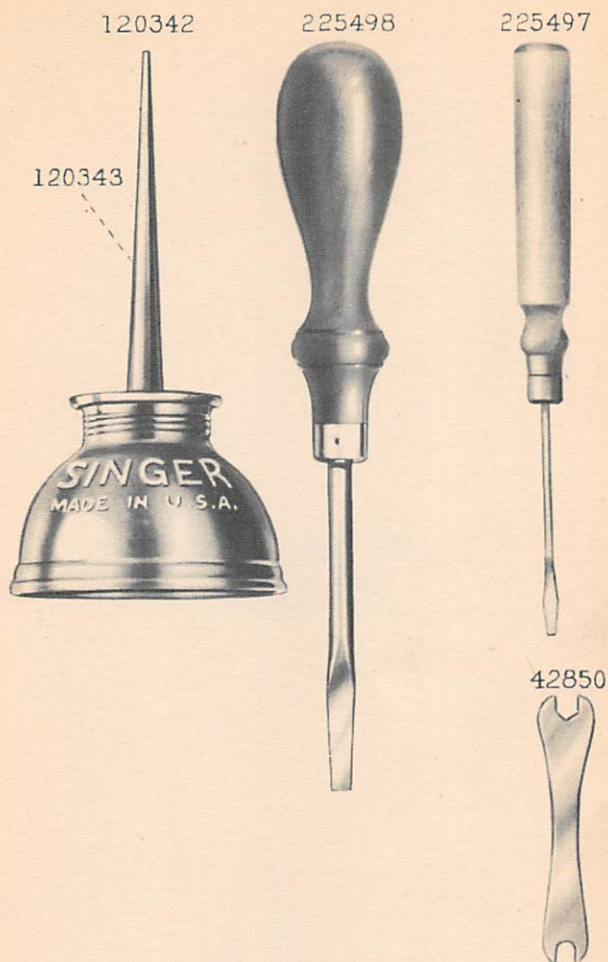


PLATE 15815—ONE-SIXTH SIZE

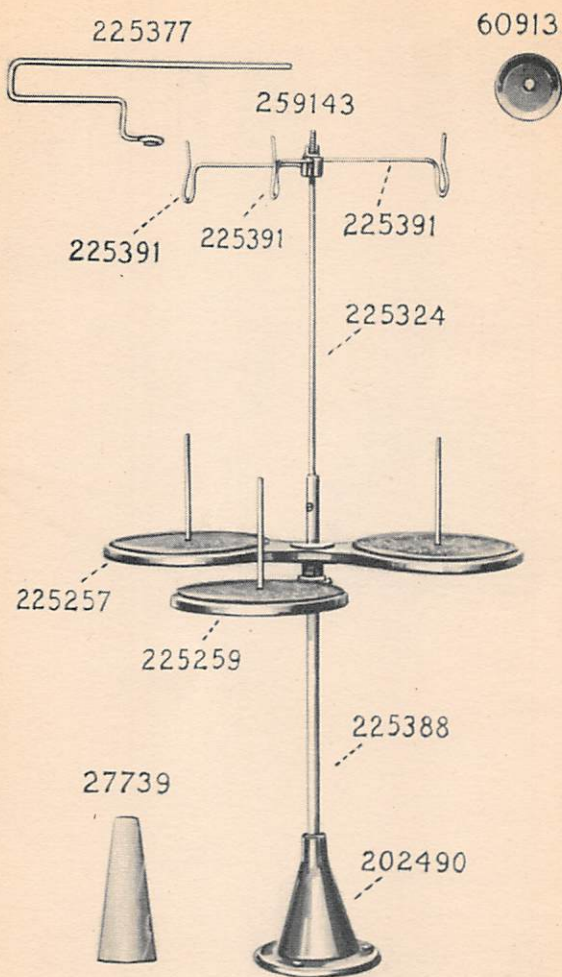


PLATE 15817—FULL SIZE

50447



225326



201696



233390



213949



225322



249457



350354



200170



200084




201020




201018



259219



259220



200229



208




PLATE 15818 — ONE-HALF SIZE


249475



249476



249471



249477



249472



249473



249480



249468



249467



249469



249474



PLATE 15819 — ONE-FOURTH SIZE


249463



249311



249312



249313



249466



249465




PLATE 15820 — ONE-HALF SIZE

202335

249397

249371

249376

249373

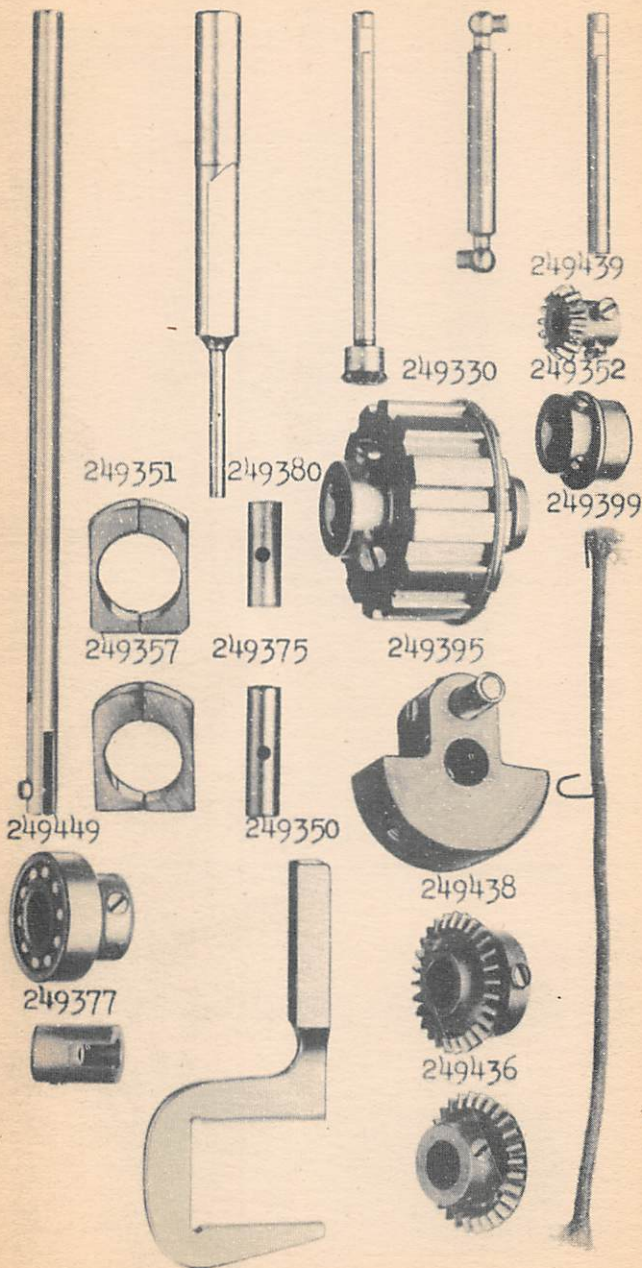


PLATE 15821 — ONE-FOURTH SIZE

259223 249326 249353 249360



259222

202473



202274



249481

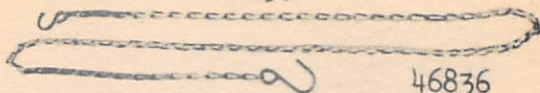


259221



PLATE 15822 — ONE-SIXTH SIZE

6439




150488

150489

46836
150212



27073



150487

46801




PLATE 15823 — ONE-FOURTH SIZE

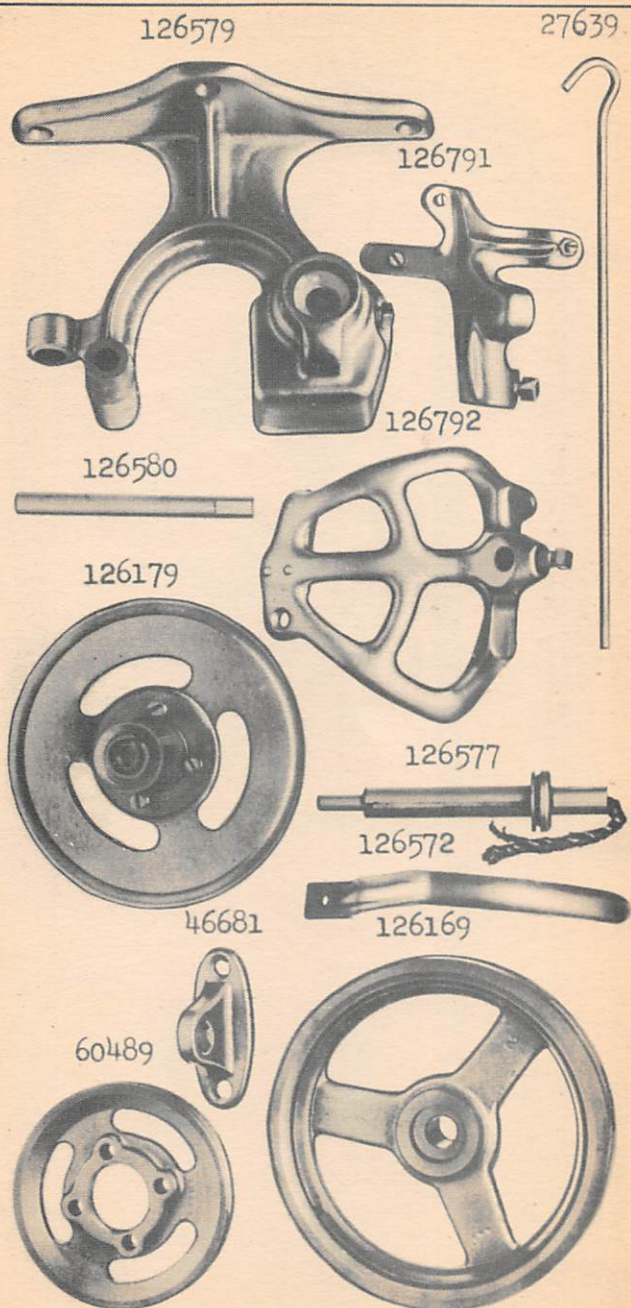


PLATE 15824 — FULL SIZE

126578

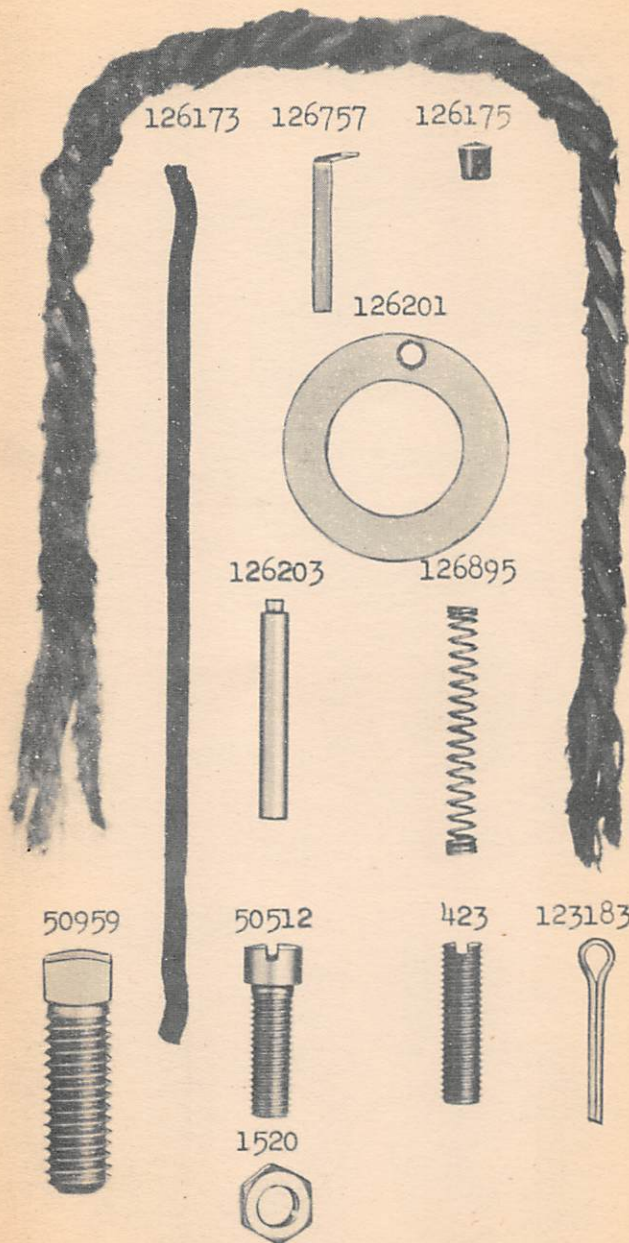


PLATE 15825—FULL SIZE

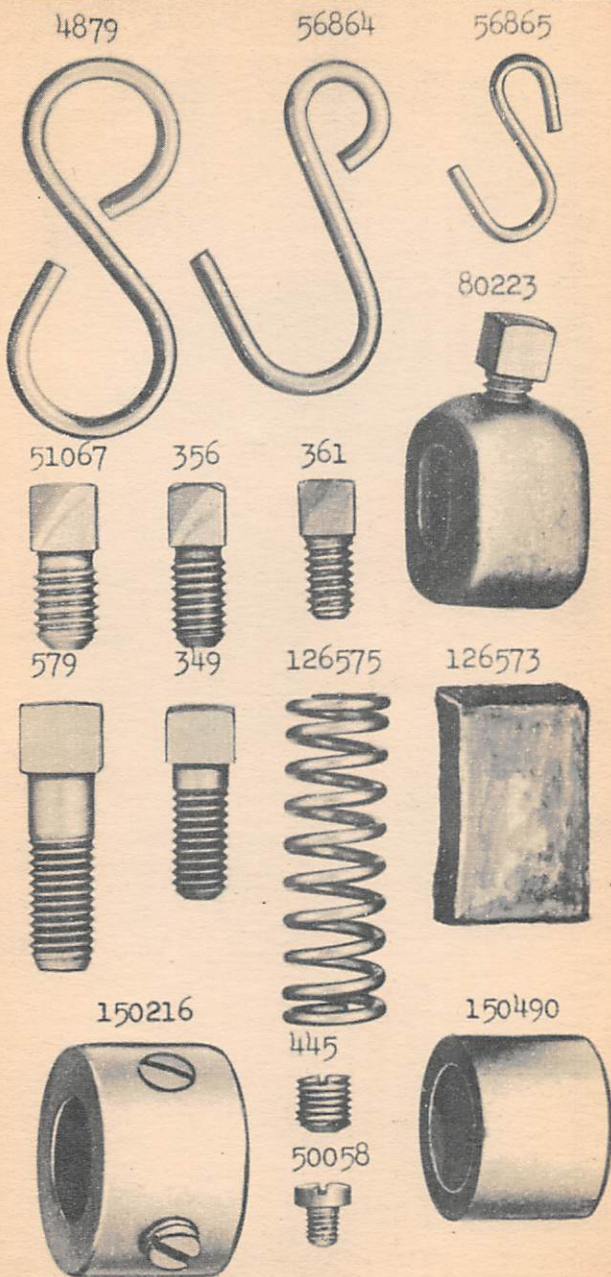


PLATE 15826 — ONE-HALF SIZE

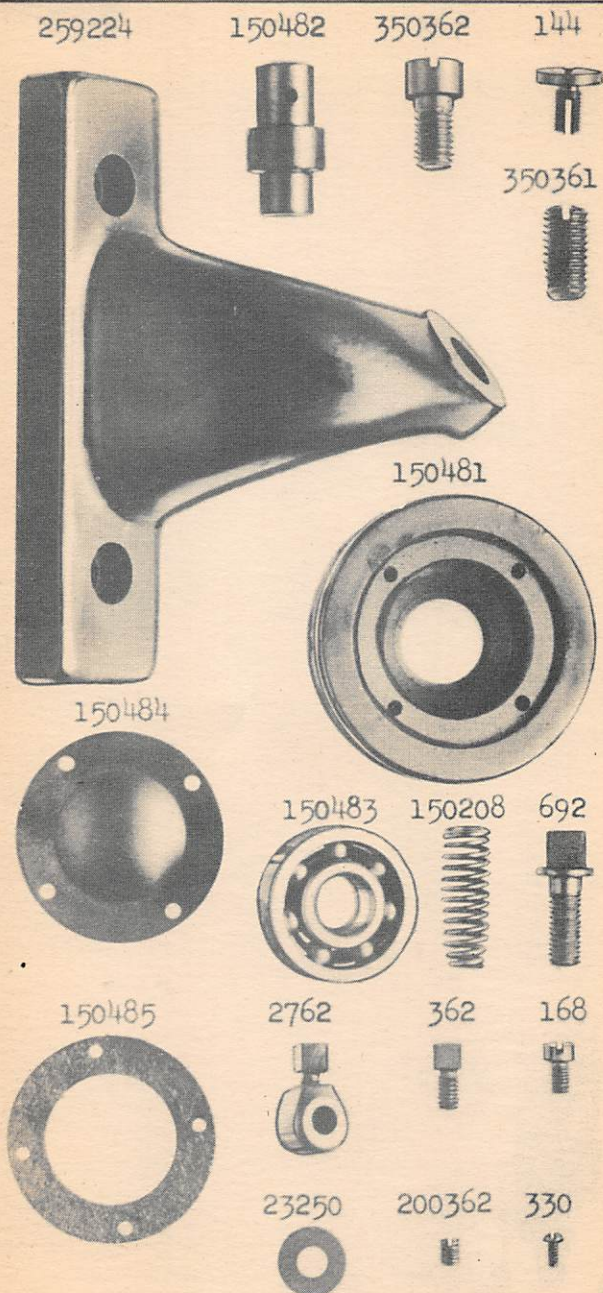


PLATE 15827 — ONE-FOURTH SIZE

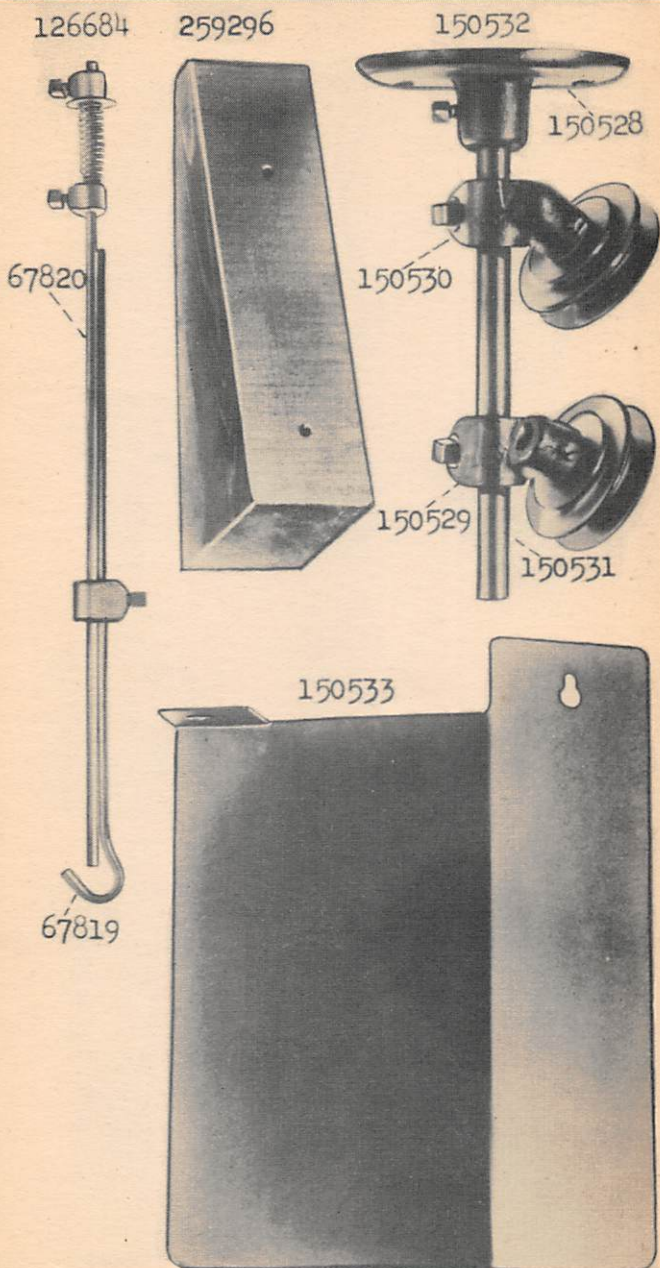



PLATE 15829 — FULL SIZE

6055



39575



39576



9079



2718



50581




354



51581



46453




454



51089



839




200341



PLATE 15830 — ONE-SIXTH SIZE


126532



126530



126508



46841



46707



PLATE 15831 — ONE-FOURTH SIZE

228412

43136

228402

228416

